

EDUEASY ATTENDANCE SYSTEM

SHAIK MUHAMMAD ZAHIR B MOHAMED FAROOK

UNIVERSITI TEKNIKAL MALAYSIA MELAKA

BORANG PENGESAHAN STATUS THESIS*

JUDUL: EDUEASY ATTENDANCE SYSTEM

SESI PENGAJIAN: 2010/2011

Saya SHAIK MUHAMMAD ZAHIR B MOHAMED FAROOK

(HURUF BESAR)

Mengaku membenarkan tesis (PSM/Sarjana/Doktor Falsafah) ini disimpan di perpustakaan Fakulti Teknologi Maklumat dan Komunikasi dengan syarat-syarat kegunaan seperti berikut:

1. Tesis dan projek adalah hakmilik Universiti Teknikal Malaysia Melaka.
2. Perpustakaan Fakulti Teknologi Maklumat dan Komunikasi dibenarkan membuat salinan untuk tujuan pengajian sahaja.
3. Perpustakaan Fakulti Teknologi Maklumat dan Komunikasi dibenarkan membuat salinan tesis ini sebagai bahan pertukaran antara institusi pengajian tinggi.

4. ** Sila tandakan (/)


SULIT

(Mengandungi maklumat yang berdarjah Keselamatan atau kepentingan Malaysia Seperti yang termaktub di dalam AKTA RAHSIA RASMI 1972)

TERHAD

(Mengandungi maklumat TERHAD yang Telah ditentukan oleh organisasi/badan di mana Penyelidikan dijalankan)

TIDAK TERHAD



(TANDATANGAN PENULIS)

Alamat tetap: 29, LORONG ^{JANGKA} ~~JALAN~~ 7,
TAMAN DESA DAMAI, 14000 BUKIT
MERTAJAM, PULAU PINANG

Tarikh: 8/07/2011



(TANDATANGAN PENYELIA)

Yakup Ibrahim,

Nama Penyelia

Tarikh: 8/07/2011


CATATAN: *Tesis dimaksudkan sebagai Laporan Akhir Projek Sarjana Muda (PSM)

**Jika tesis in SU  Universiti Teknikal Malaysia Melaka ada pihak berkuasa.

EDUEASY ATTENDANCE SYSTEM

SHAIK MUHAMMAD ZAHIR B MOHAMED FAROOK

This report is submitted in partial fulfillment of the requirement for the
Bachelor of Computer Science (Database Management)



FACULTY OF INFORMATION AND COMMUNICATION TECHNOLOGY

UNIVERSITY TEKNIKAL MALAYSIA MELAKA

2011

© Universiti Teknikal Malaysia Melaka

DECLARATION

I hereby declare that this project report entitle

EDUEASY ATTENDANCE SYSTEM

is written by me and is my own effort and that no part has been plagiarized
without citations.

STUDENT NAME:




DATE:

8/07/2011

(SHAIK MUHAMMAD ZAHIR B MOHAMED FAROOK)

SUPERVISOR:



DATE:

8/7/2011.

(DR. YAHYA BIN IBRAHIM)

DEDICATION

To my beloved parents, Mohamed Farook B Shaik Mohaidin and Sophia Bt Abdullah, who had supported me in all the way since the beginning of my studies at UTeM.

Also this thesis is dedicated to my sisters and brother, who never fail to support in my financial needs as well as guidance and useful advises.

ACKNOWLEDGEMENTS

I would like to thank Dr. Yahya Bin Ibrahim for giving me countless assistance to complete this project successfully. I would like to thank him for not giving up on me as well as having faith in me to produce this project. Although sometimes he seems a little bit harsh, but deep inside, he does know what my capability is and he really bring the best out of me to complete this project.

Next I would like to specially thank Pn.Hidayah Rahmalan as my academic advisor for these three years at UTeM, En. Mohd Fadzil Bin Zulkifli for personally teaches me when I need his help and all the lectures of FTMK who had teach me throughout my entire studies at UTeM.

I would take this opportunity to thank my fellow course mate especially to my team members Mohd Shahfifi, Mohd Shafiq and Datu Jur Amizan for giving me the best cooperation and support from the beginning of this project until this thesis is fully completed. Besides that, I also thank my housemate Mohd Paizan, Loganesh and Yanasegaran for assisting me whenever I need their help or support.

In this giving opportunity also, I would like to thank all my fellow friends especially to Vanessa Clare for always encourage and giving me high moral support to finish up this project. Not forgetting, my fellow best friends Omar Ali, Dhivind Raj, Boon Siang, Arnold John for supporting me all this while and sacrifice their time to meet up with me when I am at KL during the weekend.

Finally, I would also like to thank my beloved parents, who have been giving me support and motivation throughout my project.

ABSTRACT

Currently, public school in Malaysia are facing problem in centralizing their school management system. Data capturing in every school such as student examination marks, attendance and activity involvement are scattered around and it involves many paper works. School teacher are facing a major problem in retrieving or keep track with particular student record because the record are place everywhere and there are many student to keep track with at a time. One of the biggest issue faces by all school is that, they can't keep track with their student attendance records. From the situation face by the school as well as the government, here comes an idea to build an integrated school management system which consists of several modules to lesser the burden of the school administrator as well as to make the management more organize in keeping track with the student in the school. This project called EDUEASY Attendance System is proposed for the final year project. As mention, EDUEASY will assist teacher to update student daily attendance as well as provide report on each class attendance. These systems are develop using HTML and PHP development tool and Oracle 9i as its database. This system uses Waterfall Model as its software development methodology. The software that is used to develop this system is HTML and PHP developer, Oracle 9i, Notepad++ and Apache Xampp software. While the hardware that are involve in this project is laptop, modem and internet connection cable.

ABSTRAK

Pada masa ini, sekolah di Malaysia berdepan dengan masalah untuk menyelaraskan sistem pengurusan sekolah. Sebelum ini, data-data yang direkod disimpan secara berasingan dan tidak tersusun. Ini menyebabkan proses merekod data di setiap sekolah seperti, merekod gred keputusan peperiksaan, kehadiran dan penglibatan setiap pelajar dalam aktiviti ko-kurikulum menjadi sukar untuk diuruskan. Secara tidak langsung, cikgu-cikgu menghadapi kesukaran untuk mendapat rekod dan memantau kemajuan pelajar. Ini mencetuskan idea untuk menghasilkan satu sistem untuk menyelaraskan pengurusan sekolah di seluruh Malaysia. Projek ini dinamakan sebagai “EDUEASY Attendance System”. Seperti yang dinyatakan sebelum ini, “EDUEASY” akan membantu cikgu untuk merekod kehadiran harian pelajar dan menghasilkan laporan berdasarkan kelas. Sistem ini dibangunkan menggunakan bahasa pembangunan “HTML” dan “PHP” manakala pembangunan pengkalan data menggunakan perisian “Oracle 9i”. Sistem ini menggunakan kaedah “Waterfall Model” sebagai panduan. Perisian-perisian yang digunakan bagi membangunkan projek ini adalah “HTML and PHP developer”, “Oracle 9i”, “Notepad++ “ dan “Apache Xampp”. Manakala peralatan elektronik yang digunakan adalah komputer riba, modem dan kabel internet.

TABLE OF CONTENTS

CHAPTER	SUBJECT	PAGE
	DECLARATION	ii
	DEDICATION	iii
	ACKNOWLEDGEMENTS	iv
	ABSTRACT	v
	ABSTRAK	vi
	TABLE OF CONTENTS	vii
	LIST OF TABLE	xi
	LIST OF FIGURES	xiii
	LIST OF ABBREVIATIONS	xvi
CHAPTER I	INTRODCUTION	
	1.1 Project Background	1
	1.2 Problem Statement(s)	3
	1.3 Objective	3
	1.4 Scope	4
	1.5 Project Significance	4
	1.6 Expected Output	5
	1.7 Conclusion	6
CHAPTER II	LITERATURE REVIEW AND PROJECT METHODOLOGY	
	2.1 Introduction	7
	2.2 Facts and Findings (based on topic)	9
	2.2.1 Domain	9
	2.2.2 Existing System	10
	2.2.3 Technique	10
	2.3 Project Methodology	11
	2.3.1 Database Life Cycle (DBLC)	11
	2.3.2 DBLC Stages	12
	2.3.3 Requirement Analysis	13

2.3.4	Specification	13
2.3.5	System and Software Design	14
2.3.6	Implementation and Testing	15
2.3.7	Integration and System Testing	16
2.3.8	Maintenance	16
2.3.9	Software Development Methodology	17
2.3.10	SDLC	17
2.4	Project Requirement	18
2.4.1	Software Requirement	19
2.4.2	Hardware Requirement	20
2.4.3	Others Requirement	20
2.5	Project Schedule and Milestones	21
2.6	Conclusion	22
CHAPTER III ANALYSIS		
3.1	Introduction	23
3.2	Problem analysis	25
3.2.1	Current System Analysis	25
3.2.2	Problem Statement of Current System	26
3.3	Requirement analysis	27
3.3.1	Data Requirement	27
3.3.2	Functional Requirement	27
3.3.3	Non-functional Requirement	28
3.3.4	Others Requirement	29
3.3.5	Software Requirement	30
3.3.6	Hardware Requirement	33
3.3.7	Network Requirement	33
3.4	Conclusion	34
CHAPTER IV DESIGN		
4.1	Introduction	35
4.2	High-Level Design	36
4.2.1	System Architecture	36
4.2.1.1	Three Tier Architecture	37
4.2.2	User interface Design	39
4.2.2.1	Navigation Design	44
4.2.2.1.1	Database Design	44
4.2.2.2	Input Design	45
4.2.2.3	Output Design	48

	4.2.3	Conceptual and logical Database	53
	4.3	System Architecture	59
	4.3.1	Software Design	59
	4.3.2	Physical Database design (Schema Level - DDL/DCL)	60
	4.4	Conclusion	60
CHAPTER V		IMPLEMENTATION	
	5.1.	Introduction	62
	5.2.	Software Development Environment setup	63
	5.2.1.	Database Development Environment Setup	65
	5.3.	Database Implementation	67
	5.4.	Implementation Status	70
	5.4.1.	Configuration environment setup	70
	5.4.2.	Version Control Procedure	71
	5.5.	Implementation Status	72
	5.6.	Conclusion	73
CHAPTER VI		TESTING	
	6.1.	Introduction	74
	6.2.	Test plan	75
	6.2.1.	Test Organization	75
	6.2.2.	Test Environment	76
	6.2.3.	Test Schedule	77
	6.3.	Test strategy	79
	6.3.1.	Classes of tests	79
	6.4.	Test Design	81
	6.4.1.	Test Description	81
	6.4.2.	Test Data	85
	6.5.	Test result and Analysis	88
	6.6.	Conclusion	89
CHAPTER VII		PROJECT CONCLUSION	
	7.1.	Observation on Weaknesses and Strength	90
	7.1.1.	Strengths	91
	7.1.2.	Weakness	92
	7.2.	Proposition for Improvement	93
	7.3.	Contribution	94
	7.4.	Conclusion	94

LIST OF TABLES

TABLE	TITLE	PAGE
2.1	Project Schedule and Milestone	21
3.1	Non-Functional Requirements for EDUEASY	29
3.2	Software Requirement for Server Side	30
3.3	Software Requirement for Client Side	32
3.4	Network Requirement	34
4.1	List of form Name or GUI	43
4.2	Login page defines and validate rule	46
4.3	Update page defines and validate rule	47
4.4	Attendance page defines and validate rule	50
4.5	Attendance analyst page defines and validate rule	52
5.1	Environment Setup	66
5.2	Server Configuration	66
5.3	Database Environment Setup	66
5.4	Version control Procedure	71
5.5	Implementation Status	72
6.1	Test Organization Specification	76
6.2	Test Environment Specification	77

6.3	Test Schedule	78
6.4	Test Classes	80
6.5	Test Case: User-Login in Login Module	81
6.6	Test Cases, Description and Expected Result for Update Attendance	82
6.7	Test Cases, Description and Expected Result for View Student Attendance	83
6.8	Test Cases, Description and Expected Result for Report Module	83
6.9	Test Cases, Description and Expected Result for Display Warning Letter	84
6.10	Test Cases, Description and Expected Result for Data Migration	84
6.11	Test Data for User Login	85
6.12	Test Data for Update Attendance	85
6.13	Test Data for View Student Attendance	86
6.14	Test Data for Result Display Warning Letter	86
6.15	Test Data for Data Migration	87
6.16	Test Result and Analysis	88

LIST OF FIGURES

DIAGRAM	TITLE	PAGE
2.1	Database Lifecycle Stages	12
3.1	Attendance Page	26
4.1	System Architecture	38
4.2	Homepage	40
4.3	View Attendance	40
4.4	Update Attendance	41
4.5	Warning Letter	41
4.6	Attendance Year Analyst	42
4.7	Attendance Statistic	43
4.8	Login Page	46
4.9	Update Page	47
4.10	Attendance page	49
4.11	Attendance analyst	51

4.12	Entity Relationship Diagram (ERD) of EDUEASY Attendance System	54
4.13	Data Dictionary of ATT_ANALYS	55
4.14	Data Dictionary of ATT_STATS	55
4.15	Data Dictionary of ATT_YEAR_ANALYS	56
4.16	Data Dictionary of CALENDER	56
4.17	Data Dictionary of KEHADIRAN	57
4.18	Data Dictionary of STU_COUNT_CONSECUTIVE_NON	57
4.19	Data Dictionary of STUDENT	58
4.20	Data Dictionary of SYMBOL	58
5.1	Environment Setup for EDUEASY Attendance System	64
5.2	Configure Database Connection	65
5.3	DDL statement	68

LIST OF ABBREVIATIONS

GUI	-	Graphical User Interface
PHP	-	Personal Home Pages / Pre-Hypertext Processor
DBMS	-	Database Management System
TCP	-	Transmission Control Protocol
DDL	-	Data Definition Language
DML	-	Data Manipulation Language
DCL	-	Data Control Language
SQL	-	Structure Query Language
SMS	-	Short Messages Service
Email	-	Electronic Mail
RAM	-	Random Access Memory
OOAD	-	Object/Oriented Analyst and Design
PC	-	Personal Computer
LAN	-	Local Area Network
API	-	Application Programming Interface
HTTP	-	Hyper Text Transfer Protocol
OS	-	Operational System
ORDBMS	-	Object Relational Database Management System
SDLC	-	Software Development Life Cycle
DBLC	-	Databases Life Cycle
ICT	-	Information Communication Technology

CHAPTER I

INTRODUCTION

1.1 Project Background

EDUEASY is a system that manages the school as whole which include student and teacher registration, class, student mark, student academic, curriculum activities, teacher resume and teacher holiday. These systems are develop in four separate class sub systems; Administration, teacher and student management, co-curriculum's and attendance management.

Student attendance to school is very important to school as well as to their parents. Attendance management system will help the class teacher to manage their class attendance more efficiently. The context efficiently means that, by using this system, class teacher can actually update the attendance and get a proper statistical data on their student attendance daily. Besides that, by obtaining all this information, class teacher can keep track with their student class attendance and whenever there are student that reach a certain quota of absence from class, class teacher could print out warning letter automatically for the student.

This kind of data tracking will actually make the teacher work easier as they are not require to count or follow their student attendance manually as everything will be done by the system.

Finally, the system is fully systematically to users and it makes the teacher life easier, with not time consuming, quality increase and simplicity had been applied at this system. This EDUEASY Attendance System is more effective rather than the manual system which makes the teacher difficult to keep track with student attendance.

1.2 Problem Statement(s)

Today, all school in Malaysia are using the conversational method which are keeping track with student attendance manually. It is difficult to keep track with student daily attendance record as time pass by, the data gather will become much bigger. It will take up a lot of time if we want to analyst the attendance data. Teacher will have difficulty to identify or follow up on which student that are always having attendance problem in school.

1.3 Objective

To create a perfect attendance system which allow teacher to keep track on student attendance records. This system in the same time will analyst the student attendance pattern and will produce a statistical table base on their daily attendance data. Besides that, teacher can no longer worry about keeping track with student that have bad attendance record as this system will automatically generate a warning letter to any student that skip school if they reach a certain limit.

1.4 Scope

Attendance capturing in every school is very important in order to keep track with their student attendance in class. Student attendance will reflect on student performance and also the school image. Class teacher hold a very big responsibility in keeping track with student daily attendance.

Class teacher can view the full attendance table of their assign class and update the student attendance status daily. Besides that, class teacher will be able to retrieve statistic data on student attendance and print out warning letter to student.

1.5 Project Significance

This system will have four modules which are view attendance, update attendance, print warning letter and attendance statistic. This system helps teacher to capture student daily attendance and the system will analyst the student attendance. Teacher can also keep track with student that are having attendance problem as the

system will automatically generate warning letter to the poor attendance student. Teacher can then straight away print out the letter if they didn't get a good reason from the student. This system is more users friendly and easier to be use. Research will be conducted in terms of interview, survey or questionnaire to target users such as school teacher for more detail about the current system which will help in designing and developing the EDUEASY Attendance System.

1.6 Expected Output

The EDUEASY Attendance System is much more systematic rather than the manual system applied. It would greatly reduce time in the whole process of capturing the student attendant, analyst the attendance and print out the warning letter. Many modules had been implemented to enhance the communication between the users and managing the system.

1.7 Conclusion

The system is fully systematically and efficient to users and it makes the class teacher life easier, with not time consuming, quality increase and simplicity had been applied at this system. This EDUEASY Attendance System is more effective rather than the manual system which makes the teacher have a tough time to keep track with student attendance. The EDUEASY Attendance System is much more systematic rather than the manual system applied. It would smoothen the whole process of capturing student attendance and analyzing the student attendance. Many modules had been implemented to enhance the communication between the users and managing the applications.

CHAPTER II

LITERATURE REVIEW AND PROJECT METHODOLOGY

2.1 Introduction

This chapter discusses on the literature review conducted and the methodology used to develop EDUEASY Attendance System. It discusses on what is literature review and their importance in creating EDUEASY Attendance System. It also includes relevant facts and findings, project requirements and also the project schedule and milestones. Apart from that, a review is also conducted on existing manual system which is used in school in Malaysia.