

TASFAH STUDENT MANAGEMENT SYSTEM

KHAIRUNNISA BINTI KAMARUDDIN



UNIVERSITI TEKNIKAL MALAYSIA MELAKA

BORANG PENGESAHAN STATUS TESIS

JUDUL: TASFAH STUDENT MANAGEMENT SYSTEM

SESI PENGAJIAN: 2010 / 2011

Saya FHAIRUNNISA BINTI KAMARUDDIN

Mengaku membenarkan tesis (PSM) ini disimpan di Perpustakaan Fakulti Teknologi Maklumat dan Komunikasi dengan syarat-syarat kegunaan seperti berikut:

1. Tesis dan projek adalah hak milik UNIVERSITI TEKNIKAL MALAYSIA MELAKA.
2. Perpustakaan Fakulti Teknologi Maklumat dan Komunikasi dibenarkan membuat salinan untuk tujuan pengajian sahaja.
3. Perpustakaan Fakulti Teknologi Maklumat dan Komunikasi dibenarkan membuat salinan tesis ini sebagai bahan pertukaran antara institusi pengajian tinggi.
4. ** Sila tandakan (/)

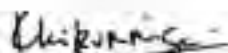
_____ SULIT

(Mengandungi maklumat yang berdarjah keselamatan atau kepentingan Malaysia seperti yang termaktub di dalam AKTA RAHSIA RASMI 1972)

_____ TERHAD

(Mengandungi maklumat TERHAD yang telah ditentukan oleh organisasi/badan di mana penyelidikan dijalankan)

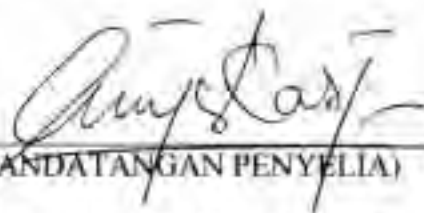
_____ TIDAK TERHAD



(TANDATANGAN PENULIS)

Alamat tetap:
RB 31, Lot 1211 Taman Dato Setia,
Ranuan Cina Besar,
78300 Masjid Tanah,
Melaka

Tarikh: 0/7/2011



(TANDATANGAN PENYELIA)

En Amir Syarifuddin bin Kassim

Tarikh: 0/7/2011

CATATAN: * Tesis dimaksudkan sebagai Laporan Projek Sarjana Muda (PSM)
** Jika tesis ini SULIT atau TERHAD, sila lampirkan surat daripada pihak berkuasa.

FASFAH STUDENT MANAGEMENT SYSTEM

KHAIRUNNISA BINTI KAMARUDDIN

**This report is submitted in partial fulfillment of the requirement for the Bachelor of
Computer Science (Database Management)**

**FACULTY OF INFORMATION AND COMMUNICATION TECHNOLOGY
UNIVERSITI TEKNIKAL MALAYSIA MELAKA**

2011

DECLARATION

I hereby declare that this project report entitled

TASFAM STUDENT MANAGEMENT SYSTEM


is written by me and is my own effort and that no part has been plagiarized
without citations.

STUDENT

:  Date: 0/7/01

(KHAIRUNNISA BINTI KAMARUDDIN)

SUPERVISOR

:  Date: 0/7/01

(EN AMIR SYARIFUDDIN BIN KASIM)

DEDICATION

Specially dedicated to my beloved mother, father, and my siblings,

Also thanks to my supervisor, En Amir bin Syarifuddin,
(UTEM)

And lastly to my beloved friends and who have encouraged, guided and inspired me
throughout my journey in education.

ACKNOWLEDGEMENTS

First and foremost, I would like to take this opportunity to express my highest appreciation to my supervisor En Amir bin Syarifuddin for her help and guidance during the development and writing this thesis. I gained a great deal of insight into the thesis writing process through En Amir bin Syarifuddin ongoing support gentle critiquing of this work at its various stages.

Besides that, I would like to express my deepest appreciation to all the lectures who has shared their knowledge and skills with me which enables me to complete this courseware prototype.

Last but not least, I would like to thank to my beloved family who have been giving me a support and motivation throughout final year project. I also like to thank to all my friends who gave me tremendous support within the project. Thank you to all of you.

ABSTRACT

Tasfah Student Management System is a menu based system used at Tasfah Kindergarten. This system is developed due to the complexity of the kindergarten. This system will help admin to use the computerize system rather than use the manual system. Tasfah Student Management System contains several modules which are staff information, registration for students, class schedule, fee payment and examination result. The problem arises when the kindergarten is managed manually and the staffs need a lot of time to seek needed information because of the filling system. So, with computerized system, the staff will be able to manage student's data efficiently and lessen the time taken to access data.

ABSTRAK

Tasfah Student Management System yang akan dibangunkan ini adalah rentetan daripada tadika yang semakin hari semakin kompleks dengan penambahan maklumat pelajarannya. Sistem ini akan membantu pentadbir menggunakan system berkomputer untuk menggantikan system manual sebelum ini manual sebelum ini. TSMS terdiri daripada beberapa modul iaitu maklumat kakitangan tadika, pendaftaran pelajar, jadual kelas, maklumat bayaran yuran dan keputusan peperiksaan. Antara masalah yang dihadapi oleh pihak tadika pada waktu ini adalah pengurusannya secara manual dan lanya menyukarkan pentadbir untuk menguruskan data. Pentadbir akan mengambil masa yang agak lama untuk mencari data yang dikehendaki. Oleh yang demikian, sistem ini dibangun bertujuan untuk menggantikan pengurusan yang manual kepada pengurusan komputer dan akan mempunyai pangkalan data sendiri. Selain daripada itu, sistem yang dibangunkan ini dapat mengurangkan masa pentadbir untuk mencapai data. Diharapkan dengan adanya sistem ini, pengurusan tadika akan lebih efisien dan memberi kesenangan kepada pentadbir.

TABLE OF CONTENTS

CHAPTER	SUBJECT	PAGE
	DECLARATION	ii
	DEDICATION	iii
	ACKNOWLEDGEMENTS	iv
	ABSTRACT	v
	ABSTRAK	vi
	TABLE OF CONTENTS	vii
	LIST OF TABLES	xi
	LIST OF FIGURES	xiii
CHAPTER 1	INTRODUCTION	
	1.1 Project Background	1
	1.2 Problem Statement	2
	1.3 Objective	2
	1.4 Scope	3
	1.4.1 User Scope	3
	1.4.2 System Scope	3
	1.5 Project Significant	4
	1.6 Expected Output	4
	1.7 Conclusion	4

CHAPTER II	LITERATURE REVIEW AND PROJECT METHODOLOGY	
2.1	Introduction	5
2.2	Fact and Findings	5
2.2.1	Domain	5
2.2.2	Existing System	6
2.2.2.1	Management System	6
2.2.2.2	Case Study 1	7
2.2.2.3	Case Study 2	8
2.2.2.4	Case Study 3	9
2.2.2.5	Technique	10
2.3	Project Methodology	11
2.4	Project Requirement	15
2.4.1	Software Requirement	15
2.4.2	Hardware Requirement	16
2.5	Project Schedule and Milestone	17
2.6	Conclusion	18
CHAPTER III	ANALYSIS	
3.1	Introduction	18
3.2	Problem Analysis	19
3.2.1	Background of Current System	19
3.2.2	Background of Purpose System	19
3.2.3	Flow Chart Current System	20
3.2.4	Problem Statement	21
3.3	Requirement Analysis	22
3.3.1	Data Requirement	22
3.3.2	Functional Requirement	26
3.3.3	Non-functional Requirement	29
3.3.3.1	System Quality	29

3.3.4	Others Requirement	31
3.3.4.1	Software Requirement	31
3.3.4.2	Hardware Requirement	32
3.4	Conclusions	32
CHAPTER IV	DESIGN	
4.1	Introduction	33
4.2	High-Level Design	34
4.2.1	System Architecture	34
4.2.2	User Interface Design	35
4.2.2.1	Navigation Design	35
4.2.2.2	Input Design	36
4.2.2.3	Output Design	37
4.2.3	Database Design	38
4.2.3.1	Conceptual Design	38
4.2.3.2	Logical Database Design	40
4.3	System Architecture	44
4.3.1	Software Design	44
4.3.2	Physical Database Design	46
4.3.2.1	Data Definition Language	46
4.4	Conclusion	50
CHAPTER V	IMPLEMENTATION	
5.1	Introduction	51
5.2	Software Development Environment Setup	52
5.2.1.	Software and Hardware Environment Setup	52
5.2.2.	Database Development Environment Setup	53
5.3	Database Implementation	55
5.4	Software Configuration Management	57
5.4.1	Configuration Environment Setup	57
5.4.2	Version Control Procedure	57

5.5	Implementation Status	58
5.6	Conclusion	59

CHAPTER VI TESTING

6.1	Introduction	60
6.2	Test plan	61
	6.2.1 Test Organization	61
	6.2.2 Test Environment	62
	6.2.3 Test Schedule	62
6.3	Test Strategy	63
	6.3.1 Classes of Test	64
6.4	Test Design	65
	6.4.1 Test Description	65
	6.4.2 Test Data	68
6.5	Test Result and Analysis	69
6.6	Conclusion	76

CHAPTER VII CONCLUSION

7.1	Observation on Weaknesses and Strength	77
7.2	Proposition for Improvement	78
7.3	Contribution	78
7.4	Conclusion	79

REFERENCES	80
-------------------	----

BIBLIOGRAPHY	81
---------------------	----

APPENDIX A: User Interface Design

APPENDIX B: Gantt Chart

APPENDIX C: User Acceptance Test Result

APPENDIX D: User Manual

LIST OF TABLES

TABLE	TITLE	PAGE
Table 2.1	List of Software Requirements	15
Table 2.2	List of Hardware Requirement	17
Table 2.3	Project Schedule for PSM I	18
Table 3.1	Staff Data Dictionary	22
Table 3.2	Student Data Dictionary	23
Table 3.3	Class Data Dictionary	23
Table 3.4	Examination Data Dictionary	24
Table 3.5	Examsession Data Dictionary	24
Table 3.6	Fee Data Dictionary	25
Table 3.7	Payment_History Data Dictionary	25
Table 3.8	Timetable Data Dictionary	26
Table 3.9	Performance of TSMS	29
Table 3.10	Integrity of TSMS	30
Table 3.11	Security of TSMS	30
Table 3.12	Maintenance of TSMS	30
Table 3.13	Constraints of TSMS	30
Table 3.14	Software Requirements	32
Table 3.15	Hardware Requirements	32
Table 4.1	Input Design for TSMS	37
Table 4.2	Output Design for TSMS	38
Table 4.3	Staff Data Dictionary	41
Table 4.4	Student Data Dictionary	41

Table 4.5	Class Data Dictionary	42
Table 4.6	Examination Data Dictionary	42
Table 4.7	Examsession Data Dictionary	43
Table 4.8	Fee Data Dictionary	46
Table 4.9	Payment_History	43
Table 4.10	Timetable Data Dictionary	44
Table 5.1	Environment Setup for Hardware Requirements	52
Table 5.2	Environment Setup for Software Requirements	52
Table 5.3	Environment Setup for Database Requirements	53
Table 5.4	Version of Control Procedure	57
Table 5.5	Implementation Status	58
Table 6.1	Tester Involved in Testing	61
Table 6.2	TSMS Test Environment	62
Table 6.3	Test Schedule for User	63
Table 6.4	Test Design Specification for User	65
Table 6.5	Test Schedule for Administrator	67
Table 6.6	Test Data for Admin Login	68
Table 6.7	Test Case Result for Login Module	69
Table 6.8	Test Case Result for Main Menu Page	69
Table 6.9	Test Case Result for Student Information Module	70
Table 6.10	Test Case Result for Class Information Module	71
Table 6.11	Test Case Result for Timetable Information Module	71
Table 6.12	Test Case Result for Fee Payment Module	72
Table 6.13	Test Case Result for Examination Module	73
Table 6.14	Test Case Result for Staff Information Module	74
Table 6.15	Test Case Result for Backup Module	75
Table 6.16	Test Case Result for Restore Module	75

LIST OF FIGURES

FIGURES	TITLE	PAGE
Figure 2.1	Sample Interface of SManS	7
Figure 2.2	Home Page of Sistem Maklumat Murid	9
Figure 2.3	Home Page of As-Syakirin	10
Figure 2.4	V-Model Diagram	12
Figure 3.1	Flow Chart of Current System	20
Figure 3.2	Context Diagram	26
Figure 3.3	Level 0 of Purpose System	27
Figure 3.4	Level 1 for Student Form	28
Figure 3.5	Level 1 for Payment Form	28
Figure 4.1	Navigator Design for TSMS	36
Figure 4.2	Entity Relationship Diagram for TSMS	39
Figure 4.3	Syntax for Creating Database	47
Figure 4.4	SQL Syntax for Creating Staff Table	47
Figure 4.5	SQL Syntax for Creating Class Table	47
Figure 4.6	SQL Syntax for Creating Student Table	48
Figure 4.7	SQL Syntax for Creating Timetable Table	48
Figure 4.8	SQL Syntax for Creating Examsession Table	48
Figure 4.9	SQL Syntax for Creating Examination	49
Figure 4.10	SQL Syntax for Creating Fee Table	49
Figure 4.11	SQL Syntax for Payment_History Table	49
Figure 5.1.	Startup the Server	53
Figure 5.2.	Access the Database	54

Figure 5.3.	Show Databases in Microsoft SQL Server	55
Figure 5.4.	Result for 'SELECT' Statement	55
Figure 5.5.	Result for 'WHERE' Clause Statement	56
Figure 5.6.	Result for 'ORDER BY' Statement	56s

CHAPTER 1

INTRODUCTION

1.1 Project Background

System that will be developed is Tasfah Student Management System. The organization is the staff of Tasfah which is located at Kuala Sungai Baru, Melaka. Usually, most kindergarten in Malaysia used traditional filling system to keep all record. There is no computerized system being develop yet purposely for kindergarten. This new computerized kindergarten management system is a menu-based system which is a user-friendly application. It can be easily learnt and used by any different kind of users.

A menu-based system is proposed to record all data as it is more effective and systematic than the manual system to keep the records. It is also for faster retrieval of data and many records can be stored for unlimited time. The system that is to be developed is due to the complexity of the kindergarten. This system will help user to use the computerized system rather than use the manual system before this. This management system contains several modules which are staff information, student's registration, schedule class, fees payment and examination.

Finally, this new system is set up to help the kindergarten management to manage the entire task at each functional unit systematically and productively. Besides, it will handle the operation effectively and efficiently all over time.

1.2 Problem Statements

There are three problem found from the current kindergarten management:

a. Availability

The filing system which is done manually increased the time for checking the data. It also affect the efficiency during manage the kindergarten. So, with the computerized system, the staff will be able to manage kindergarten with her fingertips and helps in time management.

b. Reliability and Security

Security is very important for every database. Unsecured database can cause the data to be hacked or missing. This can caused the company unable to maintain their data information from losing or being change by unauthorized user.

c. Backup and Recovery

Backup and recovery procedures are important to keep track the data from being losing if any system or hardware failure suddenly happens.

1.3 Objectives

The objectives of the system are to:

- a. To replace current manual system, filing-based, with a computerized system and database.
- b. To make sure the privileges to access certain data in the database is authenticated to the specified user only.

- c. To aid in doing backup and recovery for the system to ensure the availability of the data at any time and can be restored if the event of system crash to happen.
- d. To lessen the time taken for the user to access and retrieve data.

1.4 Scope

The scopes of the system are user and system scope:

i. User Scope

a. Administrator

Has privilege to access and manipulate data for staff and student.

b. Staff

Have privilege to access and manipulate all data about student and inventory.

ii. System Scope

a. Student Management

This module ensures the staff to manage student information, examination, fee payment and class through this system.

b. Staff module

This module ensures the administrator easily to manage staff information.

c. Backup and recovery module

This module ensures data in the several databases have backup and recovery module if database failure suddenly happen because of catastrophic.

1.5 Project Significant

1. Kindergarten management system with menu-based application ensures the communication between staff and student can be done through the computerized way. This makes the data easy to access and manageable.
2. Right design for database can increase the management efficiency. Wrong design can make the management upside down.
3. Administrator and staff can access, view and manipulate all then data and make sure it will be always updated.

1.6 Expected Output

This system is expected to help the user to use and manage the student information for this kindergarten easily. The system will provide users to access and retrieve data that necessary. It will give many advantages for users and to get ease of use and manage the data efficiently.

1.7 Conclusion

This Tasfah Student Management System will give many benefits to kindergarten's organization which keep safely all data in the system. The menu based application system that will develop support Database Management System (DBMS) during managing kindergarten data. This is to ensure the user can easily reach and manage the data. The next activities during development of this system are on literature review and project methodology.

CHAPTER II

LITERATURE REVIEW AND PROJECT METHODOLOGY

This literature review focusing about system study and project methodology to use for developed this system.

2.1 Introduction

A literature review is a body of text that aims to review the critical points of current knowledge on a particular topic. The collection used as references to gain information during the research conducted. This literature reviews discuss about the information gathered by reading journals and websites. It explains several important terms being used in developing Tasfah Student Management System. While project methodology is method or technique used to complete this project.

2.2 Facts and Findings

Most students in Malaysia have student management system. But not at all school has full computerized system in managing the program. Most of school use manual system in handling student management. Few researched had been made on the student management system that being used by several schools in Malaysia. This section will describe about the domain related with the system and brief explanation.

2.2.1 Domain

The domain that is related to TSMS is student management for Tasfah kindergarten. It aimed to develop a systematic menu-based management system for student management. The user will use TSMS to manage the staff and student information. With the system, user can easily handle the data of each staff and student and reducing inefficiency data organization. Otherwise, all the data will be keep from an authorized user to make sure the data integrity.

2.2.2 Existing System

Existing system is one of the first tasks to find the information. In addition to that, studying the current system is important to get views about the system that is going to be developed and to identify the existing entities. Furthermore, study an existing system includes investigation about the current system. Based on the information gathered, the new system will be built.

2.2.2.1 Management System

Management system is the system that provides information for managing organization information. At the beginning, management system is use to manage organization information with the paper base that included planning, implement and controller (Alter 1996). Then, management system computer based is used to generate information for control coordination performance and to provide background information to all organization operation including business activity.

2.2.2.2 Case Study 1

School Management System (SManS) by HeadmasterSoft is a standalone system developed in Visual Basic environment with Microsoft Access database. The system offered in 3 packages, Basic (free), Pro (purchase) and Unlimited Custom Pack (purchase).

SManS is targeted to be used by teachers in managing school's information. It covers student information management, class information management, attendance control, teacher information management and reporting. The interfaces used for this system is attractive and also user-friendly. The functions developed are useful where it has class, student and teacher's enrollment. In addition, user can also store pictures at the profile section.

However, this system is lack of function because it only store basic information about teachers and student only. There are no modules like examination, subject enrolment, fee payment and timetable. This system is also lack in terms of security because staff can control their own account and manipulate information arbitrarily.



Figure 2.1 : Sample Interface of SManS

2.2.2.3 Case Study 2

System Maklumat Murid of Sekolah Kebangsaan Chukai, Kemaman, Terengganu is a computerized student information system. This system is developed by Tuan Haji Mohd Yusof bin Muda when he becomes headmaster of the school in 2000.

Nowadays, manual school management tent to move to computerized system because student information are not been key in so many time for each transaction. Furthermore, searching can be faster. It makes school management more efficient and dynamic.

This system is capable to update student information. Besides that, this system facilitates student daily attendance and will be send warning letter if student are absent more than three day via third party system which is Sistem Merit Demerit.

However, this system is not appropriate for kindergarten because no attendance are needed in the school as it depend to other system such as Demerit and Laporan Adab Belajar to produce report or warning letter.



Figure 2.2 : Home Page of Sistem Maklumat Murid