

BORANG PENGESAHAN STATUS TESIS

JUDUL: ONLINE e-LEAVE MANAGEMENT SYSTEM

SESI PENGAJIAN: 2010/2011

Saya NURUL FADILAH BINTI MOHD FAKRI
(HURUF BESAR)

mengaku membenarkan tesis (PSM/~~Sarjana/Doktor Falsafah~~) ini disimpan di Perpustakaan Fakulti Teknologi Maklumat dan Komunikasi dengan syarat-syarat kegunaan seperti berikut:

1. Tesis adalah hakmilik Universiti Teknikal Malaysia Melaka.
2. Perpustakaan Fakulti Teknologi Maklumat dan Komunikasi dibenarkan membuat salinan untuk tujuan pengajian sahaja.
3. Perpustakaan Fakulti Teknologi Maklumat dan Komunikasi dibenarkan membuat salinan tesis ini sebagai bahan pertukaran antara institusi pengajian tinggi.
4. ** Sila tandakan (/)


 SULIT

(Mengandungi maklumat yang berdarjah keselamatan atau kepentingan Malaysia seperti yang termaktub di dalam AKTA RAHSIA RASMI 1972)

 TERHAD

(Mengandungi maklumat TERHAD yang telah ditentukan oleh organisasi/badan di mana penyelidikan dijalankan)

 / TIDAK TERHAD



(TANDATANGAN PENULIS)



(TANDATANGAN PENYELIA)

Alamat tetap: Lot 584, Taman Sri Mahang,

En. Amir Syarifuddin Bin Kasim

Kok Lanas, 16450, Kota Bharu, Kelantan

Nama Penyelia

Tarikh: 8/JULY/2011

Tarikh: 8/JULY/2011

CATATAN: * Tesis dimaksudkan sebagai Laporan Projek Sarjana Muda (PSM)
** Jika tesis ini SULIT atau TERHAD, sila lampirkan surat daripada pihak berkuasa.

ONLINE e-LEAVE MANAGEMENT SYSTEM

NURUL FADILAH BINTI MOHD FAKRI

UNIVERSITI TEKNIKAL MALAYSIA MELAKA

ONLINE e-LEAVE MANAGEMENT SYSTEM

NURUL FADILAH BINTI MOHD FAKRI

**This report is submitted in partial fulfillment of the requirement for the
Bachelor of Computer Science (Database Management)**


**FACULTY OF INFORMATION AND COMMUNICATION TECHNOLOGY
UNIVERSITI TEKNIKAL MALAYSIA MELAKA**

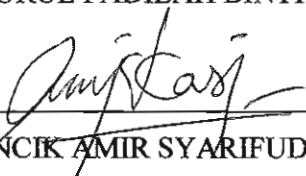
2011

DECLARATION

I hereby declare that this project report entitled
ONLINE e-LEAVE MANAGEMENT SYSTEM

is written by me and is my own effort and that no part has been plagiarized
without citations.

STUDENT :  Date: 8/7/2011
(NURUL FADILAH BINTI MOHD FAKRI)

SUPERVISOR:  Date: 8/7/2011
(ENCIK AMIR SYARIFUDDIN BIN KASIM)

DEDICATION

To my beloved parents, your love and support are my greatest inspirations.

To my friends, your sacrifices and encouragement build my foundation of perseverance.

To my lecturer and supervisor, for being receptive and critical and challenging me to be a better student.

ACKNOWLEDGEMENTS

First of all, I would like to thank to my supervisor, Encik Amir Syarifuddin bin Kasim for his guidance and assistance in developing my final year project. He has spent his time to give me some comments and ideas. In addition, he helped me by explaining the correct way to write the documentation. I sincerely thank to my friends for their help and support in carrying out this project. Lastly, I would like to take this opportunity to express my gratitude to my beloved family for their continuous support.

ABSTRACT

Web-based is an online application which can access by the internet. The project that developed for Bachelor's Degree Project is Online e-Leave Management System. This project purposes to help the staff and manager at Lembaga Kemajuan Kelantan Selatan (KESEDAR) to manage the leave process efficiently. In additional, this system also able to generate report of the statistic leave information every year. Moreover, the Manager is able to know about their staff's performance. This project is developing according to waterfall methodology This methodology helps to achieving successful and quality at the end of project. As a conclusion, this Online e-Leave Management System is a system functioning to help solve the problem in manual processes that user cannot visualize the result which will be decorated in the real world.

ABSTRAK

Web-based adalah sebuah aplikasi atas talian yang boleh diakses melalui internet. Projek yang dibangunkan untuk Projek Sarjana Muda ialah *Online e-Leave Management System*. Projek ini bertujuan untuk membantu kakitangan dan pengurus di Lembaga Kemajuan Kelantan Selatan (KESEDAR) untuk menguruskan permohonan cuti secara efisien. Sebagai tambahan, system ini juga mampu menghasilkan laporan statistik cuti setiap tahun. Selain itu, Pengurus dapat mengetahui perkembangan tentang kakitangan mereka. Projek ini seiring dengan methodologi *waterfall*. Methodologi ini membantu dalam menyelesaikan projek ini. Sebagai kesimpulan, *Online e-Leave Management System* dapat membantu menyelesaikan masalah proses manual dimana pengguna tidak dapat membayangkan hasilnya di dunia nyata.

LIST OF TABLES

TABLE	TITLE	PAGE
2.1	Software Requirement	14
2.2	Hardware Requirement	15
2.3	Project Schedule and Milestone	17
3.1	Data requirement for User Account	24
3.2	Data requirement for Leave Data	24
3.3	Data requirement for Employee	25
3.4	Data requirement for Status	26
3.5	Data requirement for Supervise	27
3.6	Data requirement for Balance	27
3.7	Software requirement	34
3.8	Hardware requirement	36
3.9	Network requirement	37
4.1	Data requirement for User Account	44
4.2	Data requirement for Leave Data	44
4.3	Data requirement for Employee	45
4.4	Data requirement for Status	46

4.5	Data requirement for Supervise	47
4.6	Data requirement for Balance	47
5.1	Environment Setup for Software	54
5.2	Environment Setup for Database	54
5.3	Environment Setup for Hardware	55
5.4	Environment Setup for Browser	55
5.5	Implementation Status Specification	62
6.1	Implementation Status Specification	65
6.2	Test Environment	66
6.3	Test Schedule	66
6.4	Test Strategy	67
6.5	Test Result for Login Module	70

LIST OF FIGURES

DIAGRAM	TITLE	PAGE
2.1	Waterfall model	14
3.1	Flowchart of current system.	21
3.2	Context Diagram	28
3.3	Data Flow Diagram Level 0	30
3.4	Data Flow Diagram Level 1 for Login process	31
3.5	Data Flow Diagram Level 1 for Manage Leave process	32
3.6	Data Flow Diagram Level 1 for Manage Staff Information process	33
4.1	Two-Tier Client-Server architecture	39
4.2	Navigation Design for Online e-Leave Management System	41
4.3	ERD for Online e-Leave Management System	43
4.4	Create Database	48
4.5	Create Table Status	49
4.6	Create Table User Account	49
4.7	Create Table Employee	49
4.8	Create Table Leave Data	50

4.9	Create Table Supervise	50
4.10	Create Table Balance Leave	50
4.11	Drop Statement	50
4.12	Insert Statement	51
4.13	Update Statement	51
4.14	Delete Statement	51
5.1	Connect to the database	56
5.2	Add New Connection	56
5.3	Choose the Driver	57
5.4	Fill in the Connection Name and Choose the Server	57
5.5	Change the Default Database	58
5.6	Testing the connection	58
5.7	Accessing to the database	59
5.8	Where clause statement	60
5.9	Order By clause statement	60
5.10	Output of Order By clause statement	60
5.11	Joins clause statement	60

LIST OF APPENDIX

A	DESIGN AND INTERFACES
B	TESTING
C	GANT CHART
D	LEAVE FORM CURRENT SYSTEM
E	UTeM LEAVE FORM NEW SYSEM

TABLE OF CONTENTS

CHAPTER	SUBJECT	PAGE
	TESIS APPROVAL STATUS FORM	i
	TITLE	ii
	DECLARATION	iii
	DEDICATION	iv
	ACKNOWLEDGEMENTS	vi
	ABSTRACT	vii
	ABSTRAK	viii
	LIST OF TABLES	ix
	LIST OF FIGURES	xi
	LIST OF APPENDIX	xiii
	TABLE OF CONTENTS	xiv
CHAPTER I	INTRODUCTION	
	1.1 Project Background	1
	1.2 Problem Statements	2
	1.3 Objectives	2
	1.4 Scopes	4
	1.5 Project Significance	5
	1.6 Expected Output	6
	1.7 Conclusion	7
CHAPTER II	LITERATURE REVIEW AND PROJECT	

METHODOLOGY

2.1	Introduction	8
2.2	Facts and Finding	9
2.2.1	Domain	9
2.2.2	Existing System	10
2.2.2.1	UTeM e-Leave System	11
2.2.3	Technique	11
2.2.3.1	Requirement-gathering technique	11
2.3	Project Methodology	12
2.3.1	Waterfall Model	12
2.4	Project Requirement	14
2.4.1	Software Requirement	14
2.4.2	Hardware Requirement	15
2.4.3	Other Requirement	16
2.5	Project Schedule and Milestone	16
2.6	Conclusion	18

CHAPTER III

ANALYSIS

3.1	Introduction	19
3.2	Problem Analysis	19
3.2.1	Current System Scenario	20
3.2.2	Problem Statement	22
3.3	Requirement analysis	22
3.3.1	Data Requirement	23
3.3.2	Functional Requirement	28
3.3.2.1	Context Diagram and Data Flow Diagram	28
3.3.3	Non_functional Requirements	34
3.3.3.1	System Performance	34
3.3.4	Others Requirements	34
3.3.4.1	Software Requirement	34

	3.3.4.2 Hardware Requirement	36
	3.3.4.3 Network Requirement	37
3.4	Conclusion	37
CHAPTER IV	DESIGN	
4.1	Introduction	38
4.2	High-Level-Design	38
	4.2.1 System Architectural	39
	4.2.1.1 2-Tier Architecture	39
	4.2.2 User Interface Design	40
	4.2.2.1 Navigation Design	40
	4.2.2.2 Input Design	41
	4.2.2.3 Output Design	41
	4.2.3 Conceptual and Logical Database Design	42
	4.2.3.1 Conceptual Database Design	42
	4.2.3.1.1 Business Rules	42
	4.2.3.1.2 ERD	43
	4.2.3.2 Logical Database Design	44
4.3	Detailed Design	48
	4.3.1 Physical Database Design	48
	4.3.1.1 Data Definition Language (DDL)	48
4.5	Conclusion	51
CHAPTER V	IMPLEMENTATION	
5.1	Introduction	53
5.2	Software Development Environment Setup	54
	5.2.1 Environment Setup	54
	5.2.2 Database Development Environment Setup	55
5.3	Database Implementation	59
	5.3.1 Restricting and Sorting Data	59
	5.3.2 Joins	48

5.4	Software Configuration Management	61
5.4.1	Configuration Environment Setup	61
5.4.2	Version Control Procedure	62
5.5	Implementation Status	62
5.6	Conclusion	63
CHAPTER VI	TESTING	
6.1	Introduction	64
6.2	Test Plan	65
6.2.1	Test Organization	65
6.2.2	Test Organization	66
6.2.3	Test Schedule	66
6.3	Test Strategy	67
6.3.1	Classes of Tests	68
6.4	Test Design	69
6.4.1	Test Description	69
6.4.2	Test Data	69
6.5	Test Result and Analysis	70
6.6	Conclusion	71
CHAPTER VII	CONCLUSION	
7.1	Observation on Weakness and Strengths	72
7.1.1	Weakness	72
7.1.2	Strengths	72
7.2	Propositions for Improvement	73
7.3	Contribution	74
7.4	Conclusion	74
REFERENCES		75
APPENDIX A		
APPENDIX B		

APPENDIX C
APPENDIX D
APPENDIX E

CHAPTER I

INTRODUCTION

1.1 Project Background

The system will be develop is Online e-Leave Management System. This system will be web based application. The organization that has been chosen involved in handling this system is Lembaga Kemajuan Kelantan Selatan (KESEDAR).

Currently, traditional system is being used to apply the leave and to keep record of all the data. The Manager also needs to reply the request manually. There is no computerized database being develop yet.

The Online e-Leave Management System mainly will be used by the KESEDAR's staff to apply the leave online. It means, the staff does not need to apply the leave by filling up the form and deliver manually to get the approval. They can do it from one place. For the approval, it will be analyze by their Manager. They just need to use this system and respond to the request. This system also has the ability to stored record of leave status. It can give the faster result to the staff.

In additional, this system also able to generate report of the statistic leave information every year. Moreover, the Manager is able to know about their staff's

performance. The administrator can make backup and recovery of the data that had been inside the database in order to avoid the data lost or database crash.

This system will be managed by an administrator. The system will be used PHP as programming language and MSSQL SERVER as the database.

1.2 Problem Statement

There are few problem statements that found from the current system:

- The current system for apply the leave which is done manually by paper will cause the data lost. It uses the filling system where it causes the high possibility to lose.
- The current system will easily being manipulated by unauthorized person. For a database, the security of data is very important. Unsecured database can cause the data being hacked or change. So, it can cause the company unable to maintain their data.
- There is no backup and recovery for the current system. Backup and recovery are very important to keep track the data from being.

1.3 Objective

The main point of developing this system is to replace the current system. This system is expected to help the KESEDAR's staff, Manager and Human Resource Manager (Administrator) to manage the information effectively, efficient and faster. The objectives of this system as follow:

- **To help the KESEDAR's staff to apply the leave online.**

In this context of helping the KESEDAR's staffs in applying the leave online mean that all the process to apply the leave will do inside the system and it will give a faster result. It save the time and give advance performance.

- **To help the Manager to give the faster respond for the request.**

By using this system, the Manager will get the request leave information and they can give the faster respond to the request.

- **To reduce the time taken for the user to access and retrieve data.**

By using this system, the user can save the time to access and retrieve the data. It means, they can get the faster information when using this system.

- **To increase the KESEDAR's staff performance.**

When this system has developed, it facilitates the Manager to check their staff performance.

- **To avoid from missing data and information that often happen to current system.**

Data authentication can be trusted when using this system. This is situation where all unauthorized person cannot modified and manage the data in the system without permission from the administration. All the information can be store safely by using this system.

- **To aid in doing backup and recovery.**

To aid in doing backup and recovery for the system to ensure the availability of the data at any time and can be restored if the event of the database crash to happen.

1.4 Scope

A few scope have been define to develop this project. This system will be developed based on two scopes that are the system's scope and the user's scope.

System scope

- **Administration modules**

In this administration module, the administrator shall be able to view the entire user data in order to make a correction if there are mistakes or errors during data insertion in the computer system. Admin also need to insert the new staff information into system.

- **Staff information management.**

All the staff information will be stored in this system.

- **Reporting**

This system will generate the report for statistic leave information every year.

- **Backup and Recovery.**

The administrator can make backup and recovery of the data that had been inside the database in order to avoid data lost or database crash.

User scope

The users for this system can be divided into three. Each of the users has their own responsibility to the system functionality.

- **Administrator (Human and Resource Manager)**

Administration of the system that shall be able to control, manage and configure overall of the system.

- **Manager**

Have privilege to access and manipulate information about their staff and leave information.

- **Staff**

Have limited privileged to access the data because of their status as ordinary staff.

1.5 Project Significant

This project is being develop because to replace the manual system with computerized system. Currently, all the data and information are kept in files which then stored at the office. But, with the new system, all the data and information can be kept into database. The organization that will use this system is Lembaga Kemajuan Kelantan Selatan (KESEDAR). This organization will have a computerized system that will ensure the security, easy to retrieve data and have backup and recovery procedure. With this new computerized system, the management of the data will be more efficient and less time consuming.

Currently, KESEDAR is using the manual system that has many disadvantages. With the security features, only the authorized person that have privilege can access the data such as KESEDAR's staff, Manager, Human and Resource Manager (Administrator). For the current manual system, when the staffs want to apply the leave, they need to fill up the request form and send the request form to Manager. The process will take a lot of time and after that, the staffs need to send a copy of form to Human and Resource department for the filling process. Then, when the Manager want to see their staff's leave

information, the staff at Human and Resource need to get the staff's leave information file. But, with this system, the retrieval of KESEDAR's staff information becomes more efficient.

This new system can ensure that there will be no occurrences of data loss happen. For the current system, the data will be loss or damage by any means. But with the new system, the data not only intact, it also can be backup and recovery if the system crash.

1.6 Expected Output

The expected output from this new system will make the KESEDAR's management becomes more efficient. The procedures to apply the leave can be done in short time and efficient. There is no more wasting time on procedures.

The KESEDAR's staff does not need to take a lot of time to apply the leave. They can apply it everywhere and also, the Manager can give faster respond for each request. This system also can reduce the paper usage.

All the data that have been insert by user will be safely stored into database. The data in the database can be view when the display button was pressed. It can be manipulated and used by the certain user because the entire user has their own limit to access data from database.

Based on the information in the system, the report will be generated according to specification. It will generate the statistic leave information every year. So, the Manager can used it to monitor their staff performance.