

BORANG PENGESAHAN STATUS TESIS*

JUDUL: FTMK LAB AND ASSET MANAGEMENT SYSTEM ; ASSET MANAGEMENT MODULE

SESI PENGAJIAN: 2009 / 2010

Saya NG CHIA CHIE

(HURUF BESAR)

mengaku membenarkan tesis (PSM/Sarjana/Doktor Falsafah) ini disimpan di Perpustakaan Fakulti Teknologi Maklumat dan Komunikasi dengan syarat-syarat kegunaan seperti berikut:

1. Tesis dan projek adalah hakmilik Universiti Teknikal Malaysia Melaka.
2. Perpustakaan Fakulti Teknologi Maklumat dan Komunikasi dibenarkan membuat salinan untuk tujuan pengajian sahaja.
3. Perpustakaan Fakulti Teknologi Maklumat dan Komunikasi dibenarkan membuat salinan tesis ini sebagai bahan pertukaran antara institusi pengajian tinggi.
4. ** Sila tandakan(/)

_____ SULIT

(Mengandungi maklumat yang berdarjah keselamatan atau kepentingan Malaysia seperti yang termaktub di dalam AKTA RAHSIA RASMI 1972)

_____ TERHAD

(Mengandungi maklumat TERHAD yang telah ditentukan oleh organisasi/badan di mana penyelidikan dijalankan)

_____/_____/_____ TIDAK TERHAD



(TANDATANGAN PENULIS)

Alamat tetap: 16041, Jln Alam Shah,
Jln Kota Raja, 41000 Klang

Tarikh: 26 JUN 2010



(TANDATANGAN PENYELIA)

EMALIANA KASMURI

Nama Penyelia

Tarikh: 26 JUNE 2010

**FTMK LAB AND ASSET MANAGEMENT SYSTEM (FLAMS) –
ASSET MANAGEMENT**

NG CHIA CHIE


**This report is submitted in partial fulfillment of the requirements for the
Bachelor of Computer Science (Software Development)**


**FACULTY OF INFORMATION AND COMMUNICATION TECHNOLOGY
UNIVERSITI TEKNIKAL MALAYSIA MELAKA
2010**

DECLARATION

I hereby declare that this project report entitled
**FTMK LAB AND ASSET MANAGEMENT SYSTEM (FLAMS) –
ASSET MANAGEMENT**

is written by me and is my own effort and that no part has been plagiarized without citations.

STUDENT :  Date: 26 JUN 2010
(NG CHIA CHIE)

SUPERVISOR :  Date: 26 JUNE 2010
(EMALIANA KASMURI)

DEDICATION

It is a pleasure to thank those who made this thesis possible, especially my supervisor, Ms. Emaliana Kasmuri who guided me throughout the whole project, and my beloved family who support and motivate me from the beginning until the end. Also, this thesis would not have been possible without the help from my course mates. I owe my deepest gratitude to all of them.

ACKNOWLEDGEMENTS

Firstly, I would like to give a million thanks to my supervisor, Ms. Emaliana Kasmuri for giving assistance to complete this project successfully. Second, I would like to thanks my PSM 2 evaluator, Ms. Nuridawati, who gives her precious ideas and comments for me to improve my system. Besides that, I always appreciate the efforts contributed by other team members to my project. They are Siew Jia Yi and Wong Woon Soon who are friendly and generous enough to lend me a helping hand when I faced difficulties in my project. Also, I would like to thank to my beloved family who always give me full support and motivation behind my back throughout the whole project. Thanks for their caring towards me.

ABSTRACT

FTMK Lab and Asset Management System (FLAMS) is a web based system proposed to handle the faculty's lab equipment and managing the assets. This system divided to 5 modules and this document will only discuss on Asset Management module. This module is responsible for handling the entire aspects involve in a lifecycle of an asset during its life time in the faculty. This includes asset registration, inspection, maintenance, relocation and disposal at the end of the lifecycle. It also handles the loan process which includes application, approval and tracking of the loan. Currently, all these process are done manually using paper forms and require face to face interaction to get the process done. Asset Management module provides a computerized and efficient platform to manage the assets. This will reduce the workload of IT manager and asset operator which are responsible for assets. It will also speeds up the process of loan application as the applications are handled systematically. FLAMS are developed using GlassFish as it's server and JavaDB as it's database.

ABSTRAK

FTMK Lab and Asset Management System (FLAMS) adalah sistem berasaskan web yang dicadangkan untuk mengurus peralatan makmal dan aset fakulti. Sistem ini terbahagi kepada 5 modul dan dokumen ini hanya akan membincangkan tentang modul *Asset Management*. Modul ini adalah untuk mengurus semua aspek yang terlibat dalam kitaran hidup aset selama kegunaannya di fakulti. Ini termasuk pendaftaran aset, pemeriksaan, penyelenggaraan, perpindahan dan pelupusan pada akhir kitarannya. Selain itu, ia juga mengendalikan proses pinjaman yang meliputi aplikasi, kelulusan dan pengurusan pinjaman. Pada ketika ini, semua proses ini dilakukan secara manual menggunakan borang dan memerlukan persemukaan untuk melaksanakannya. *Asset Management* menawarkan penyelesaian secara berkomputer dan kecekapan untuk menguruskan aset-aset. Hal ini akan mengurangkan beban kerja pengurus IT dan operator aset yang bertanggung jawab ke atas aset. Sistem ini juga akan mempercepatkan proses permohonan pinjaman kerana aplikasi diurus secara sistematik. FLAMS dibangunkan menggunakan GlassFish sebagai pelayan dan JavaDB sebagai pangkalan data.

TABLE OF CONTENTS

CHAPTER	SUBJECT	PAGE
	DECLARATION	i
	DEDICATION	ii
	ACKNOWLEDGEMENTS	iii
	ABSTRACT	iv
	ABSTRAK	v
	TABLE OF CONTENTS	vi
	LIST OF TABLES	x
	LIST OF FIGURES	xi
	LIST OF ABBREVIATIONS	xiii
CHAPTER I	INTRODUCTION	
	1.1 Project Background	1
	1.2 Problem statement(s)	2
	1.3 Objective	2
	1.4 Scope	3
	1.5 Project significance	3
	1.6 Expected Output	3
	1.7 Conclusion	4
CHAPTER II	LITERATURE REVIEW AND PROJECT METHODOLOGY	
	2.1 Introduction	5
	2.2 Facts and findings	6

2.2.1	Domain	6
2.2.2	Existing System	7
2.2.3	Technique	10
2.3	Project Methodology	11
2.4	Project Requirements	13
2.4.1	Software Requirement	13
2.4.2	Hardware Requirement	14
2.4.3	Other requirements	14
2.5	Project Schedule and Milestones	14
2.6	Conclusion	14
CHAPTER III	ANALYSIS	
3.1	Introduction	15
3.2	Problem analysis	16
3.2.1	Analysis of Current System	16
3.3	Requirement analysis	18
3.3.1	Data requirement	18
3.3.2	Functional Requirement	18
3.3.3	Non-functional Requirement	35
3.4	Conclusion	36
CHAPTER IV	DESIGN	
4.1	Introduction	37
4.2	High-level Design	38
4.2.1	System Architecture	38
4.2.1.1	Model-View-Controller	38
4.2.1.2	Statistic View	39
4.2.1.3	Dynamic View	39
4.2.2	User Interface Design	40
4.2.2.1	Navigation Design	40
4.2.2.2	Input Design	40
4.2.3	Database Design	44
4.2.3.1	Conceptual and	44

	Logical Database Design	
4.3	Detailed Design	47
4.3.1	Software Design	48
4.3.2	Physical Database Design	48
4.4	Conclusion	48
CHAPTER V	IMPLEMENTATION	
5.1	Introduction	49
5.2	Software Development Environment Setup	50
5.3	Software Configuration Management	50
5.3.1	Configuration Environment Setup	50
5.3.2	Version Control Procedure	57
5.4	Implementation Status	59
5.5	Conclusion	60
CHAPTER VI	TESTING	
6.1	Introduction	61
6.2	Test Plan	61
6.2.1	Test Organization	62
6.2.2	Test Environment	62
6.2.3	Test Schedule	63
6.3	Test Strategy	63
6.3.1	Classes of Tests	64
6.4	Test Design	65
6.4.1	Test Description	66
6.4.2	Test Data	66
6.5	Test Result and Analysis	66
6.6	Conclusion	71

CHAPTER VII PROJECT CONCLUSION

7.1	Observation on Weaknesses and Strengths	72
7.2	Propositions for Improvement	73
7.3	Contribution	73
7.4	Conclusion	74

LIST OF TABLES

TABLE	TITLE	PAGE
4.1	Input design for FLAMS: Asset Management Module	41
5.1	Version control of FLAMS	58
5.2	FLAMS implementation status	59
6.1	Personnel requirements for testing activities	62
6.2	Test environment	63
6.3	Test schedule for FLAMS	63
6.4	Test result for Add New Vendor	66
6.5	Test result for List of Vendor	67
6.6	Test result for Add New Category	67
6.7	Test result for List of Category	68
6.8	Test result for Add New Subcategory	68
6.9	Test result for List of Subcategory	68
6.10	Test result for Add New Location	68
6.11	Test result for List of Location	69
6.12	Test result for Add New Asset	69
6.13	Test result for List of Asset	70
6.14	Test result for Loan Application	70
6.15	Test result for Approve Loan	70
6.16	Test result for Performance	71

LIST OF FIGURES

DIAGRAM	TITLE	PAGE
2.1	Search assets interface	7
2.2	Edit asset interface	8
2.3	Asset information interface	9
2.4	List of asset interface	9
2.5	Throw-away prototyping	10
3.1	Activity diagram for current asset registration process	17
3.2	Activity diagram for current loan process	17
3.3	Use case for FLAMS: Asset Management Module	19
4.1	FLAMS architecture	38
4.2	ERD for FLAMS	46
5.1	FLAMS software development environment	50
5.2	Driver definitions to add new driver	51
5.3	New driver definition	52
5.4	Create new server	52
5.5	Download additional server adapters	53
5.6	Install new extension	53
5.7	Create GlassFish server	54
5.8	Configure GlassFish server directory	54
5.9	Start GlassFish server	55
5.10	GlassFish main page	55
5.11	Configure path	56
5.12	Create new project	56

5.13	Create dynamic web project	57
5.14	Java class comment	59

LIST OF ABBREVIATIONS

ASP	-	Active Server Pages
DSS	-	Decision Supporting System
EIS	-	Executive Information System
FLAMS	-	FTMK Asset and Lab Management System
FTMK	-	Fakulti Teknologi Maklumat dan Komunikasi
GUI	-	Graphic User Interface
IS	-	Information System
IT	-	Internet Technology
JAD	-	Joint Application Development
JDBC	-	Java Database Connectivity
MIS	-	Management Information System
MVC	-	Model-View-Controller
OOA	-	Object-Oriented Analysis
OOAD	-	Object-Oriented Analysis and Design
OOD	-	Object-Oriented Design
OOP	-	Object-Oriented Programming
PC	-	Personal computer
RAD	-	Rapid Application Development
SDLC	-	Software Development Life Cycle
SQL	-	Structured Query Language
TPS	-	Transaction Processing System

CHAPTER I

INTRODUCTION

1.1 Project Background

FTMK Lab Asset Management System (FLAMS): Asset Management Module is used to manage assets of FTMK by taking into account of any aspects regarding to an asset such as loan, movement, maintenance, inspection and disposal of the asset. It is to improve the current asset management of FTMK which is still using the manual paper filing system. All the information of particular equipment which includes registration, location and relocation, inspection, and disposal are all recorded in a same form. These forms need to be updated from time to time if there is relocation, inspection or disposal. This is difficult for the asset operator to keep track and manage the information for all the equipments in FTMK. Moreover, there are also information on the maintenance and the loan of the equipment as well. The procedure for loaning assets are quite difficult for both the loan applicant, IT Manager and the Asset Operator as the applicant needs to get an application form to fill in the information and submit to the asset IT Manager. IT Manager will have to approve and assign an Asset Operator to handle the asset loan. Asset's form has to be located manually to check the availability of the item. Moreover, the asset operator has to constantly check for overdue loan and keeping track of the asset. Asset Management module will provide systematic solution in maintaining the assets of FTMK by using computerized mechanism to register and keep track of the status of each asset.

1.2 Problem Statement

At the moment, the asset management of FTMK has to register asset manually by filling forms which consists of information of the asset. In case of relocation, inspection or disposal of the asset, the form needs to be located and updated. It is very difficult for the asset operator handle and keeping track on the information of all the equipments in FTMK.

Besides that, there is also application for loan where the loan applicant has to get a loan application form to fill in the item to be loan, purposes and the duration. It has to be submitted to the IT Manager to be approved and IT Manager will assign a person in charge to handle the loan who is the Asset operator. The asset operator has to check for overdue loan from time to time to keep track on them.

Tracing these assets will become difficult once the application forms are missing. In times when there are a lot of loan applications, the approval of the loan will be delayed and the approved applicants will have to be informed. Furthermore, some assets need to be maintained from time to time. Information of the maintenance has to be recorded for each asset.

1.3 Objectives

The objectives of developing this system are:

- To provide systematic solution in maintaining and locating FTMK's assets
- To provide a platform to keep track the status of the assets
- To provide a efficient solution to handle the loan application and to keep track on them.

1.4 Scope

There are 3 target users of this system, which are the Asset Operator, IT Manager, FTMK staff and FTMK student. Asset operator is using this system for managing the registration, relocation, maintenance, inspection, disposal and loan application of the asset. Besides that, asset operator also manages the information on location, vendor, category and subcategory. IT Manager uses the system to approve loan application. FTMK staff and student are using this system for asset loan application.

1.5 Project Significant

By using the Asset Management module, the asset operator can manage the assets in a more systematically manner. The status of the assets can be monitored easily to keep them in track. In addition, asset operator can easily determine which loan has been overdue and can be able to send email notification to the loan applicant. It also provides an effective approach for the staffs and students to apply for loan, hence shorten the process duration compare with the current manual system.

1.6 Expected Output

From this project there is one module to be delivered, that is the Asset Management module. This module is integrated in the FLAMS which is a web based application. A full documentation explaining this project in details is produced attached with email sample produced by the system.

1.7 Conclusion

In conclusion, this chapter describes the project background, objectives, scopes, significances and the expected output to provide the brief ideas about this project. Further explanations such as project methodology, specific requirements and milestone will be discussed in next chapter.

CHAPTER II

LITERATURE REVIEW AND PROJECT METHODOLOGY

2.1 Introduction

As outlined in chapter 1, the aim of the literature review was to describe and appraise studies reporting on the effectiveness of FLAMS in managing asset. This will be done by conducting literature search on the internet, books and personal communication from other experts. Literature review is used to review the significant point of existing management system. The literature review provides references and supported facts to develop the proposed system. From the literature review, the appropriate methodology is acquired to develop the proposed system. A system development methodology or project methodology is a framework that is used to structure, plan, and control the process of developing a program or system so that the developer can take a systematic approach when developing the system.

In project methodology section, description of the selected methodology used in this project will be presented. A wide variety of such project methodologies have evolved over the years, each with its own recognized strengths and weaknesses. One project methodology is not necessarily suitable for use by all projects. Each of the available methodologies is best suited to specific kinds of projects, based on various technical, organizational, project and team considerations.

2.2 Fact and findings

2.2.1 Domain

The domain related to FLAMS: Asset Management Module is Information System (IS) on construction. FLAMS: Asset Management Module is intended to manage asset which includes all aspect related to it such as asset inspection, asset maintenance, asset relocation, asset loan and asset disposal. Since FLAMS is a system which manages assets, it concerns about storing data, manipulating and accessing the data when needed.

In a very broad sense, the term information system is frequently used to refer to the interaction between people, processes, data and technology. IS refers to a system of persons, data records, and activities that process the data and information in an organization, and it includes the organization's manual and automated process. There are different types of Information System such as Transaction Processing System (TPS), Management Information System (MIS), Decision Supporting System (DSS) and Executive Information System (EIS) (Collins, 2010).

Management Information System (MIS) is a planned system of the collecting, processing, storing and spreading data in the form of information needed to carry out the functions of management. In a way it is a documented report of the activities those were planned and executed. It provides managers with the tools for organizing, evaluating and efficiently running their departments. In order to provide past, present and prediction information, an MIS can include software that helps in decision making, data resources such as database, the hardware resources of a system, decision support system, people management and project management applications, and any computerized processes that enable the department to run efficiently (O'Brien, 1999).

2.2.2 Existing System

Currently, Asset Operator is using manual system to support their daily activities of asset management; hence the following existing systems that will be used as a basis to develop FLAMS are acquired from commercialized management information system.

Inventory Setup Application

This system is developed by 3H Technologies. There are three main sections which are inventory, setup room or configuration management and system maintenance. Inventory section, enable users to enter and manage assets, assign assets to people or organizations, track asset assignment history, audit assets and search for assets using multiple criteria. Setup room or configuration management enable one to create, manage jobs and offsite repairs, track job status over time, track assets, accessories, suppliers, people involved in each job and search for jobs using multiple criteria. The last section, system maintenance enable one to set job type, status, priorities, asset status, type, models, accessories and manufacturers. This system works with ASP and SQL Server 2000 (Qinetiq, 2008). Interface of the system are shown in Figure 2.1 and Figure 2.2.

The screenshot shows the 'Setup Room Inventory' web application interface. On the left is a dark navigation menu with the following items: New Job, Search Jobs, Job Queue, New Asset, Search Assets, Assignments, Assignment Verification, Reports, Job Types, Job SubTypes, Job Status, Job Priorities, Asset Status, Asset Types, and Asset Models. The main content area features a search form with the following fields and controls:

- User Name:
- EDT:
- CyberAngel #:
- Asset ID:

Below the search form are 'reset' and 'submit' buttons. A table displays a list of assets:

Asset ID	Model
042052	Sony Timtron Multiscan E 210
043808	Dell PDX Docking Station
043809	Dell Latitude C600
044137	Dell E 780
044193	Macintosh G4
044194	Micron Timtron
050291	Dell Optiplex GX240

Figure 2.1: Search assets interface

The screenshot shows a web application interface for editing an asset. The title bar reads 'Setup Room Inventory'. The left sidebar contains a navigation menu with the following items: New Job, Search Jobs, Job Queue, New Asset, Search Assets, Assignments, Assignment Verification, Reports, Job Types, Job SubTypes, Job Status, Job Priorities, Asset Status, Asset Types, Asset Models, Accessories, Manufacturers, and CyberAngel. The main form area is divided into two sections: 'General Info' and 'Specs'. The 'General Info' section includes fields for Asset ID (044193), Part Number, Serial Number (K02001vns1), Warranty, Expiration, Asset Type (CPU), Asset Model (Macintosh G4), Asset Status (Assigned in use and assigned to a person or SE), and CyberAngel # (- Please Select One -). The 'Specs' section includes fields for Screen Size, Ram (512), HDD (30 GB), Number of Processors, and Mhz (450).

General Info	
Asset ID:	044193
Part Number:	
Serial Number:	K02001vns1
Warranty:	
Expiration:	
Asset Type:	CPU
Asset Model:	Macintosh G4
Asset Status:	Assigned in use and assigned to a person or SE
CyberAngel #:	- Please Select One -

Specs	
Screen Size:	
Ram:	512
HDD:	30 GB
Number of Processors:	
Mhz:	450

Figure 2.2: Edit asset interface

Asset Management Software

This system is developed by Kaizen Software Solutions. Asset Management Software manages assets by categorize them into type and location. It keeps track on the asset status and condition, purchase information, service log and also the history of the asset movement. Picture of an asset can be added alongside with other information such as brand, model, manufacturer and more. Furthermore, it also keeps track of who has an asset and when it is due for return. Other information such as vendors and their contacts are also managed by this system. This system works with Windows 98, ME, NT, 2000, XP, 2003, Vista, and 7 (Kaizen, 2010). Interface of the system are shown in Figure 2.3 and Figure 2.4.

Asset Information

Save & Close Audit Check In Check Out

Description: Dell XPS Asset Number: 1234
 Asset Type: Laptop Computers Automatic Manual
 Location: 2nd Floor
 Manufacturer: Dell Last audited:
 Brand: Dell
 Model: XPS

General Finance Service Notes Attachments History

Serial Number: 12345678-9
 Status: In Use
 Condition: New
 Checked out to:
 Due Date: 8/30/2008
 Notes:



 Clear Browse...

Figure 2.3: Asset information interface

Asset Manager 2008 - Enterprise Edition

File Tools Help

Assets Personnel Vendors Reports

New Asset Open Asset Delete Asset Barcode Export Audit Check In Check Out

Assets by Type		Laptop Computers				
Type	Location	Description	Serial Number	Model	Manufacturer	Brand
- All Types		IBM Thinkpad	AX1970-B	9500 B	N/A	IBM
- Computer Hardware		Hewlett Packard	567321-A	230C	HP	HP
- Desktop Computers		Dell XPS	12345678-9	XPS	Dell	Dell
- Laptop Computers		Dell XPS	98765432-1	XPS	Dell	Dell
- Monitors						
+ Computer Software						
- Equipment						
- Tools						

Figure 2.4: List of asset interface