

**A DEVELOPMENT OF A WEB-BASED SYSTEM FOR STUDENT
INFORMATION OF SJKC KEL PIN
KEL PIN STUDENT INFORMATION SYSTEM
(KPSIS)**

WONG SYEK HUI

UNIVERSITI TEKNIKAL MALAYSIA MELAKA

BORANG PENGESAHAN STATUS TESIS

JUDUL: A DEVELOPMENT OF A WEB-BASED SYSTEM FOR STUDENT INFORMATION OF SJKC KEL PIN: KEL PIN STUDENT INFORMATION SYSTEM (KPSIS)

SESI PENGAJIAN: 2008/2009

Saya WONG SYEK HUI mengaku membenarkan tesis (PSM/Sarjana/Doktor Falsafah) ini disimpan di Perpustakaan Fakulti Teknologi Maklumat dan Komunikasi dengan syarat-syarat kegunaan seperti berikut:

1. Tesis dan projek adalah hakmilik Universiti Teknikal Malaysia Melaka.
2. Perpustakaan Fakulti Teknologi Maklumat dan Komunikasi dibenarkan membuat salinan untuk tujuan pengajian sahaja.
3. Perpustakaan Fakulti Teknologi Maklumat dan Komunikasi dibenarkan membuat salinan tesis ini sebagai bahan pertukaran antara institusi pengajian tinggi.

4. ** Sila tandakan (/)

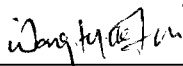
_____ SULIT

(Mengandungi maklumat yang berdarjah keselamatan atau kepentingan Malaysia seperti yang termaktub di dalam AKTA RAHSIA RASMI 1972)

_____/_____/_____ TERHAD

(Mengandungi maklumat TERHAD yang telah ditentukan oleh organisasi/badan di mana penyelidikan dijalankan)

_____ TIDAK TERHAD



(TANDATANGAN PENULIS)

Alamat tetap: No.6, Taman Bidara, _____

Jalan Bidara 5, 70100 Seremban, N.S.

Tarikh: 22/6/09



(TANDATANGAN PENYELIA)

MOHD FADZIL BIN ZUKIFLI

Tarikh: 13/7/2009

CATATAN: * Tesis dimaksudkan sebagai Laporan Akhir Projek Sarjana Muda(PSM)

** Jika tesis ini SULIT atau TERHAD, sila lampirkan surat daripada pihak berkuasa.

**A DEVELOPMENT OF A WEB-BASED SYSTEM FOR STUDENT INFORMATION
OF SJKC KEL PIN
KEL PIN STUDENT INFORMATION SYSTEM
(KPSIS)**

WONG SYEK HUI

**This report is submitted in partial fulfillment of the requirements for the
Bachelor of Computer Science (Database Management)**

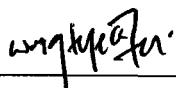
**FACULTY OF INFORMATION AND COMMUNICATION TECHNOLOGY
UNIVERSITI TEKNIKAL MALAYSIA MELAKA
2009**

DECLARATION

I hereby declare that this project report entitled
**A DEVELOPMENT OF A WEB-BASED SYSTEM FOR STUDENT
INFORMATION OF SJKC KEL PIN:
KEL PIN STUDENT INFORMATION SYSTEM
(KPSIS)**

is written by me and is my own effort and that no part has been plagiarized without citations.

STUDENT:

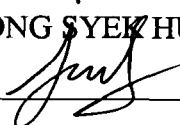


(WONG SYEK HUI)

Date:

22/6/09

SUPERVISOR:



(MOHD FADZIL BIN ZULKIFLI)

Date:

13/7/2009

DEDICATION

To my beloved parents, your moral support is my greatest divine inspiration. To my friends, your encouragement is the essence of my determination. To En.Mohd Fadzil bin Zulkifli, my supervisor, your recommendations has truly been my source of inspiration in the quest of completing this application. To all my friends, who always give me the moral support and been there whenever I am in need.

ACKNOWLEDGEMENTS

First of all, among the many individuals who helped with this project, the first person that I want to thank is En.Mohd Fadzil bin Zulkifli for giving me lots of advises and assistant to complete this project successfully. Thank a lot to my beloved parents who have been giving me support and motivation throughout my project. Also for my sister whose is one of the teacher of Kel Pin primary school that giving me a lots of information that I needed to complete this project. Also thank to my colleagues who brought me, their continued support for a long time since I was involved in this project. Lastly, thank to all that have been involved during the development duration on this project.

ABSTRACT

Kel Pin Student Information System or in abbreviation KPSIS is made especially for the benefit of the administrator and teachers in SJKC Kel Pin Seremban. Currently, all class management, student data, attendance, examination result recording and processing were done on a paper based forms; class teacher have to manually take student attendance every day; teachers also have to manually calculate student monthly examination's marks and record it one by one into result record book. As the technology is moving forward, the class, student, attendance, and examination result recording and management should move along with the technology. New proposed method is to do an online web based system that can simplify the works of teachers. Therefore, KPSIS was proposed to SJKC Kel Pin Seremban to make it easier for all teachers in the school.

ABSTRAK

Kel Pin Student Information System atau nama ringkasnya KPSIS, telah dibangunkan dengan tujuan utamanya adalah untuk memudahkan kerja-kerja administrator dan guru SJKC Kel Pin Seremban. Kini, semua proses pengurusan dan pencatatan rekod kelas, murid, kedatangan dan markah peperiksaan adalah dilakukan menggunakan kertas; guru kelas perlu mengambil kedatangan murid kelasnya secara manual setiap hari; guru-guru juga perlu mengira secara manual jumlah markah yang didapati oleh setiap murid dalam setiap peperiksaan bulanan dan seterusnya catatkan setiap markah yang didapati ke atas buku rekod markah peperiksaan. Seiring dengan teknologi yang sentiasa berkembang, segala proses pengurusan, pencatatan, dan penyimpanan rekod kelas, murid, kedatangan dan markah peperiksaan yang diadakan juga perlu bergerak seiring dengan teknologi. Satu kaedah baru yang dicadangkan adalah dengan menggunakan sistem web secara talian yang boleh menyenangkan kerja-kerja guru di SJKC Kel Pin Seremban. Oleh itu, KPSIS telah dicadangkan untuk SJKC Kel Pin Seremban untuk memberi kemudahan kepada guru-guru sekolah ini.

TABLES OF CONTENTS

CHAPTER	SUBJECT	PAGE
	DECLARATION	i
	DEDICATION	ii
	ACKNOWLEDGEMENTS	iii
	ABSTRACT	iv
	ABSTRAK	v
	LIST OF TABLES	x
	LIST OF FIGURES	xiv
	LIST OF ABBREVIATIONS	xvi
	LIST OF ATTACHMENTS	xviii
CHAPTER I	INTRODUCTION	1
	1.1 Project Background	1
	1.2 Problems Statements	3
	1.3 Objective	5
	1.4 Scope	6
	1.5 Project Significance	7

1.6	Expected Output	9
1.7	Conclusion	9

CHAPTER II LITERATURE REVIEW AND PROJECT METHODOLOGY 10

2.1	Introduction	10
2.2	Facts and Finding	13
2.2.1	Domain	13
2.2.2	Existing System	15
2.2.3	Technique	22
2.3	Project Methodology	24
2.4	Project Requirements	29
2.4.1	Software Requirements	29
2.4.2	Hardware Requirements	30
2.4.3	Other Requirements	31
2.5	Project Scheduling and Milestones	31
2.6	Conclusion	33

CHAPTER III ANALYSIS 34

3.1	Introduction	34
3.2	Problem Analysis	36
3.2.1	Analysis of Current System	36
3.2.1.1	Flow of Current System	36
3.2.2	Analysis of To-Be System	41
3.3	Requirements Analysis	41
3.3.1	Data Requirement	42
3.3.2	Functional Requirement	48
3.3.3	Non-functional Requirement	55
3.3.4	Others Requirement	56
3.4	Conclusion	59

CHAPTER VI DESIGN 60

4.1	Introduction	60
4.2	High-Level Design	61
4.2.1	System Architecture	61
4.2.2	User Interface Design	64
4.2.2.1	Navigation Design	64
4.2.2.2	Input Design	67
4.2.2.3	Output Design	71
4.2.3	Conceptual and Logical Database Design	72
4.3	Detailed Design	84
4.3.1	Software Design	84
4.3.2	Physical Database Design	91
4.4	Conclusion	97
CHAPTER V	IMPLEMENTATION	98
5.1	Introduction	98
5.2	Software Development Environment Setup	99
5.2.1	Software Architecture Setup	100
5.2.2	Hardware Architecture Setup	101
5.3	Software Configuration Management	101
5.3.1	Configuration Environment setup	102
5.3.2	Version Control Procedure	104
5.4	Implementation Status	105
5.5	Conclusion	106
CHAPTER VI	TESTING	108
6.1	Introduction	108
6.2	Test Plan	109
6.2.1	Test Organization	110
6.2.2	Test Environment	111
6.2.3	Test Schedule	111
6.3	Test Strategy	112
6.3.1	Classes of Tests	114

6.4	Test Design	116
6.4.1	Test Description	116
6.4.2	Test Data	134
6.5	Test Result and Analysis	150
6.6	Conclusion	160
CHAPTER VII	PROJECT CONCLUSION	161
7.1	Observation on Weakness and Strengths	161
7.1.1	Strengths	162
7.1.2	Weakness	163
7.2	Proposition for Improvement	163
7.3	Contribution	164
7.3.1	User Manual	165
7.4	Conclusion	165
REFERENCES & BIBLIOGRAPHY		167
APPENDICES		169

LIST OF TABLES

TABLE	TITLE	PAGE
2. 1	Comparison of SMM, SMS 3.0, SManS and SPS	21
2. 2	Software Item Compilers and Operating System	29
2. 3	General Tool	30
2. 4	Hardware and Firmware Item	30
2. 5	Project Milestone	32
3. 1	Data Dictionary of KPSIS	43
3. 2	Non-Functional Requirement for KPSIS	55
3. 3	Software Requirement for developing KPSIS	56
3. 4	Hardware Requirement for KPSIS	59
4. 1	Input Design for Login Interface	67
4. 2	Input Design for User Management Interface	68
4. 3	Input Design for Class Management Interface	68
4. 4	Input Design for Subject Management Interface	68
4. 5	Input Design for Assigning Subject To Class Interface	69
4. 6	Input Design for Assigning Subject Teacher To Subject Interface	69
4. 7	Input Design for Update Teacher To Class Or Subject Interface	69
4. 8	Input Design for Check Attendance Interface	69
4. 9	Input Design for Insert Student Subject Result Interface	69
4. 10	Input Design for Manage Student Monthly Result Interface	70
4. 11	Input Design For Search Interface	70
4. 12	KPSIS Output Design	71
4. 13	Data Dictionary for KPSIS	79
4. 14	Method Operation for User Authentication	84

4. 15	Method Operation for Manage Teacher	86
4. 16	Method Operation for Manage Student	87
4. 17	Method Operation for Manage Student Attendance	89
4. 18	Method Operation for Manage Student Result	90
5. 1	Implementation Status for Each Module	105
6. 1	Test Organization Of KPSIS	110
6. 2	Software Specifications	111
6. 3	Test Schedule	112
6. 4	Classes Of Test	115
6. 5	Test Case For Component Login	117
6. 6	Test Case For Component Add Teacher/Student Record	118
6. 7	Test Case For Component Add Subject Record	119
6. 8	Test Case For Component Add Class Record	120
6. 9	Test Case For Component Add Exam Record	121
6. 10	Test Case For Component View/Edit Exam Record	122
6. 11	Test Case For Component Assign Class With Subject Record	122
6. 12	Test Case For Component View Class With Subject	123
6. 13	Test Case For Component Assign Teacher With Subject	124
6. 14	Test Case For Component View Class	124
6. 15	Test Case For Component Edit Teacher/Student Profile	126
6. 16	Test Case For Component Take Attendance Record	126
6. 17	Test Case For Component View/Edit Attendance Record	127
6. 18	Test Case For Component Student Result Record	127
6. 19	Test Case For Component Insert Subject Result Record	128
6. 20	Test Case For Component View Subject Result Record	129
6. 21	Test Case For Component Subject Result Report	130
6. 22	Test Case For Component Student Overall Result Report	130
6. 23	Test Case For Component Change Password	131
6. 24	Test Case For Component Import Student Data Into A Class	132
6. 25	Test Case For Component Export Student Result Report	132
6. 26	Test Case For Component Backup	133

6. 27	Test Case For Component Recovery	133
6. 28	Test Case For Component Multi User Access Control	133
6. 29	Test Data For Component Login	134
6. 30	Test Data For Component Add Teacher/Student Record	135
6. 31	Test Data For Component Add Subject Record	139
6. 32	Test Data For Component Add Class Record	140
6. 33	Test Data For Component Add Exam Record	140
6. 34	Test Data For Component View/Edit Exam Record	141
6. 35	Test Data For Component Assign Class With Subject Record	141
6. 36	Test Data For Component View Class With Subject	141
6. 37	Test Data For Component Assign Teacher With Subject	142
6. 38	Test Data For Component View Class	142
6. 39	Test Data For Component View Edit Teacher/Student Record	142
6. 40	Test Data For View/Edit Attendance Record	144
6. 41	Test Data For Component Student Result Record	144
6. 42	Test Data For Component Insert Subject Result Record	144
6. 43	Test Data Component View Subject Result Record	145
6. 44	Test Data For Component Subject Result Report	146
6. 45	Test Data For Component Student Overall Result Report	146
6. 46	Test Data For Component Change Password	147
6. 47	Test Data For Component Import Student Data Into A Class	147
6. 48	Test Data For Component Export Student Result Report	148
6. 49	Test Data For Component Backup	148
6. 50	Test Data For Component Recovery	148
6. 51	Test Data For Component Multi User Access Control	149
6. 52	Test Result For Component Login	150
6. 53	Test Result For Component Add Teacher/Student Record	151
6. 54	Test Result For Component Add Subject Record	152
6. 55	Test Result For Component Add Class Record	152
6. 56	Test Result For Component Add Exam Record	153
6. 57	Test Result For View/Edit Exam Record	153

6. 58	Test Result For Component Assign Class With Subject Record	153
6. 59	Test Result For Component View Class With Subject	154
6. 60	Test Result For Component Assign Teacher With Subject	154
6. 61	Test Result For Component View Class	154
6. 62	Test Result For Component View Edit Teacher/Student Record	155
6. 63	Test Result For Component Take Attendance Record	155
6. 64	Test Result For View/Edit Attendance Record	156
6. 65	Test Result For Component Student Result Record	156
6. 66	Test Result For Component Insert Subject Result Record	157
6. 67	Test Result For Component View Subject Result Record	157
6. 68	Test Result For Component Subject Result Report	158
6. 69	Test Result For Student Overall Result Report	158
6. 70	Test Result For Component Change Password	158
6. 71	Test Result For Component Import Student Data Into A Class	159
6. 72	Test Result For Component Export Student Result Report	159
6. 73	Test Result For Component Backup	159
6. 74	Test Result For Component Recovery	160
6. 75	Test Result For Component Multi User Access Control	160

LIST OF FIGURES

DIAGRAM	TITLE	PAGE
2. 1	Attendance And Absence In Scottish Schools 03/04	14
2. 2	Interface Of Student Registration Of SMM	16
2. 3	Student Registration Interface Of SMS3.0	18
2. 4	Main Page Of SMANS	19
2. 5	Attendance Interface Of SMANS	19
2. 6	Student Registration Interface Of SMANS	20
2. 7	Main Page Of SPS	21
2. 8	Software Development Process	26
3. 1	Use Case Diagram Of Manual System	37
3. 2	Activity Diagram Of Manual Student Information Recording	38
3. 3	Activity Diagram Of Manual Student Attendance Recording	39
3. 4	Activity Diagram Of Manual Report Card Recording	40
3. 5	Use Case Diagram For KPSIS	48
3. 6	Activity Diagram For User Authentication	49
3. 7	Activity Diagram For Manage Student	50
3. 8	Activity Diagram For Manage Student Attendance	51
3. 9	Activity Diagram For Student Result Recording	52
3. 10	Activity Diagram For Student Monthly Achievement Report Generation	53
3. 11	Activity Diagram For Manage Class	54
4. 1	KPSIS System Architecture	62
4. 2	KPSIS System Framework	63
4. 3	Navigation Design Of KPSIS For Administrator	65
4. 4	Navigation Design Of KPSIS For Class Teacher	66

4. 5	Navigation Design Of KPSIS For Subject Teacher	67
4. 6	Entity Relationship Diagram For KPSIS	74
4. 7	Business Rules Between Class Teacher And Class	75
4. 8	Business Rules Between Subject Teacher, Class And Subject	75
4. 9	Business Rules Between Student And Class	76
4. 10	Business Rules Between Student And Attendance	76
4. 11	Business Rules Between Student, Result And Exam	77
4. 12	Business Rules Between Student, Kddk And Exam	77
4. 13	Business Rules Between Subject, Result And Student	78
5. 1	Software Architecture For KPSIS System	100
5. 2	The Sequence Of Installation Tools For KPSIS System	103

LIST OF ABBREVIATIONS

ASP	Microsoft Active Server Pages
DBMS	Database management System
DDL	Data definition language
ER	Entity Relationship
ERD	Entity Relationship Diagram
HTML	Hypertext Markup Language
JDK	Java Development Kits
JSP	Java Server Pages
KDDK	Kedudukan Dalam Kelas
KPSIS	Kel Pin Student Information System
OOADM	Object Oriented Analysis and Design Method
RUP	Rational Unified Process
SCM	Software configuration management
SDLC	Software Development Life Cycle
SQL	Structured Query Language
SSADM	Data Flow Diagram
TTS	Text-to-Speech

UML Unified Modeling Language

LIST OF ATTACHMENTS

ATTACHMENT	TITLE	PAGE
1.1	Gantt Chart	169
1.2	Log Book	171
1.3	User Manual	177

CHAPTER I

INTRODUCTION

1.1 Project Background

Sekolah Jenis Kebangsaan(SJKC) Kel Pin is a primary school located in Seremban. The system that will be developed is an integrated web base system entitled “Kel Pin Student Information System (KPSIS)”. The targeted users of the system are mainly administrator, class teachers and subject teachers of SJKC Kel Pin. The concept of this system is similar with System Maklumat Pelajar(SMP) of Universiti Teknikal Kebangsaan Malaysia Melaka(UTeM) where this system records all the student information including student personal profile and examination result. In addition, this system will developed two extra modules that is student attendance and generate student monthly achievement development report. Overall, the general objective is to develop KPSIS are helping administrator and teachers of Kel Pin in school management. The modules of KPSIS are user login, user management, class management, subject

management, attendance management, result management and student monthly achievement development report.

Currently, there is no system available for SJKC Kel Pin. All the storing and management process of student records are handle manually. The manually management of student records takes time and is not efficient. All the student data are record using paper and then kept by using files. It is inconvenient for teachers for finding and getting particular student data from hundred thousand of files. This system helps teacher to store, search and retrieve student information easily from hundreds of records.

KPSIS help admin to manage teacher, class and subject of SJKC Kel Pin. Whenever there are new class and subject is required to add in SJKC Kel Pin. Once class and subject are created, administrator uses this system to assign class teacher to a class and class subject to subject teacher. Any changes to the class management can be done through edit, or delete function of KPSIS.

KPSIS help class teacher to record student daily attendance. Currently, student attendances of SJKC Kel Pin are taken manually by teacher. Class teacher calls student's name and tick down each student attendance status one by one. KPSIS help class teacher where class teacher only need to alert with student that are absence. KPSIS check all students as attend to class by default. Class teacher only need uncheck student that are absence which is in less number.

KPSIS generates student monthly achievement development report. It allow teacher to know the each student examination result achievement whereby the particular student have improvements in their education or vice versa. The report generated would be in PDF file where it is disabled from editing and enable class teacher to print it in hard copy.

1.2 Problems Statements

The motivation of this project comes from problems face by teacher of SJKC Kel Pin where there are no system that can efficiently helps them to record and manage all the class and student information. The problems are as below:

i. Manually Student Data Record Process

The student data are record manually using paper where teacher need to fill in profile form of each student one by one and this records are kept using files. The amount of student increases, the amount of files also increases. Teachers need to search over files to get particular student data. Cabinet is also needed to place all the files. Thus, the way of recording and storing student records not only waste time but also space and money.

ii. Manually Student Attendance Record Process

Student attendance is taken by class teacher manually everyday. The student attendance records are kept using files. Class teacher calls student's name and tick down each student that are attend one by one. The way of attendance is tedious and takes times if there is large number of students in a class.