

TESIS APPROVAL STATUS FORM

JUDUL: STUDENT ASSESSMENT SYSTEM (SAS)

SESI PENGAJIAN: 1 / 2004-2005

Saya HAJARIAH BINTI JAMHARI
(HURUF BESAR)

mengaku membenarkan tesis (PSM/Sarjana/Doktor Falsafah) ini disimpan di Perpustakaan Fakulti Teknologi Maklumat dan Komunikasi dengan syarat-syarat kegunaan seperti berikut:

1. Tesis adalah hakmilik Kolej Universiti Teknikal Kebangsaan Malaysia.
2. Perpustakaan Fakulti Teknologi Maklumat dan Komunikasi dibenarkan membuat salinan untuk tujuan pengajian sahaja.
3. Perpustakaan Fakulti Teknologi Maklumat dan Komunikasi dibenarkan membuat salinan tesis ini sebagai bahan pertukaran antara institusi pengajian tinggi.
4. ** Sila tandakan (/)

_____ SULIT (Mengandungi maklumat yang berdarjah keselamatan atau kepentingan Malaysia seperti yang termaktub di dalam AKTA RAHSIA RASMI 1972)

_____ TERHAD (Mengandungi maklumat TERHAD yang telah ditentukan oleh organisasi/badan di mana penyelidikan dijalankan)

/ _____ TIDAK TERHAD



(TANDATANGAN PENULIS)



(TANDATANGAN PENYELIA)

Alamat tetap : 83, Jln Besar,
Tongkang Pechah,
83010 Batu Pahat,
Johor


Nama Penyelia: Pn Nurul Akmar Emran

Tarikh : 20/10/2004

Tarikh : 20/10/2004

raf

QA76.9.S88 .H34 2004



0000035864

Student assessment system (SAS) / Hajariah Jamhari.

HAJARIAH BINTI JAMHARI


This report is submitted in partial fulfillment of the requirements for the
Bachelor of Information Communication and Technology (Software Development)


**FACULTY OF INFORMATION AND COMMUNICATION TECHNOLOGY
KOLEJ UNIVERSITI TEKNIKAL KEBANGSAAN MALAYSIA
2004**

ADMISSION

I admitted that this project title name of
STUDENT ASSESSMENT SYSTEM (SAS)

is written by me and is my own effort and that no part has been plagiarized without
citations.

STUDENT :  Date : 20/10/2004
(HAJARIAH BINTI JAMHARI)

SUPERVISOR :  Date : 20/10/2004
(PN. NURUL AKMAR BINTI EMRAN)

DEDICATION

To my beloved mom, Pn Hjh Halimah Nang thanks for all your support. To my siblings Hamidah, Mohd Radhi and Mohd Lutfi thanks for always beside me! I love you all! To my late father Hj Jamhari b. Hj Mohd Said. AL-FATIHAH.

ACKNOWLEDGEMENTS

Alhamdulillah, thanks GOD giving me the time to finish up my secondary Projek Sarjana Muda (PSM).

I would like to thank my supervisor, Puan Nurul Akmar Emran thank you for your kindness to supervise me. Thanks for giving assistant to complete this project until it finish. All of your advices, InsyaAllah I will remember and practice it.

I would also like to thank my beloved mom, a lot of thanks for giving me support and motivation to go through this tough semester. I love you mom! Not forgetting also my sister and my brothers.

Thank you also, to the teachers at Sekolah Kebangsaan Jelutong for their kindness on helping me when I do some research at SKJ, especially to Pn Mislia Atan.

Last but not least to all my friends at No 58, Jln TU 30 and room 121-D. Thanks for helping me. All of your kindness is always in my heart.

Once again, thank you all!

ABSTRACT

Student Assessment System (SAS) was developed to help the teachers at Sekolah Kebangsaan Jelutong on their daily routine as a teacher. This system will help the teacher in evaluate their student marks and it used by all the teachers in the school. Other than that, SAS is used by administrator to manage the system. The administrator will handle about teachers, students, subjects and marks. SAS also included the report for the student marks and can generate graph from the test marks. Graph also can generate from the examination marks. This graph will take from the class that had been chosen. While assessing their students, teachers can get the information about the students they want. The teachers can view all the students that have in the class.

ABSTRAK

Sistem Penilaian Pelajar (SAS) ini dibangunkan untuk membantu para guru di Sekolah Kebangsaan Jelutong untuk tugasannya. Sistem ini akan membantu para guru dalam menilai pelajar mereka daripada segi markah dan akan digunakan oleh semua guru di sekolah tersebut. Selain daripada itu, SAS ini juga akan digunakan oleh pengurus sistem untuk menguruskan sistem ini. Pengurus ini akan menguruskan bahagian guru, pelajar, matapelajaran dan markah. SAS juga membolehkan para guru melihat laporan markah para pelajar mereka dan daripada markah tersebut membolehkan guru melihat prestasi pelajar mereka daripada graf yang dijana. Graf pemarkahan ini diambil daripada kelas ataupun matapelajaran yang dipilih oleh para guru daripada markah ujian ataupun peperiksaan. Selain daripada itu sistem ini juga membolehkan para guru melihat data pelajar mereka.

TABLE OF CONTENTS

TESIS APPROVAL STATUS FORM	
PROJECT TITLE	
ADMISSION	
DEDICATION	III
ACKNOWLEDGEMENT	IV
ABSTRACT	V
ABSTRAK	VI
TABLE OF CONTENTS	VII
LIST OF TABLES	IX
LIST OF FIGURES	XI
LIST OF ACRONYMS	XIII
LIST OF ATTACHMENTS	XIV
INTRODUCTION	1
1.1 PREAMBLE/OVERVIEW	1
1.2 PROBLEM STATEMENT(S)	3
1.3 OBJECTIVE	4
1.4 SCOPES	5
1.5 CONTRIBUTIONS	6
1.6 EXPECTED OUTPUT	6
1.7 CONCLUSION	7
LITERATURE REVIEW	8
2.1 INTRODUCTION	8
2.2 FACT AND FINDING	8
2.3 CONCLUSION	13
PROJECT PLANNING AND METHODOLOGY	15
3.1 INTRODUCTION	15
3.2 HIGH-LEVEL PROJECT REQUIREMENTS	16
3.3 PROJECT SCHEDULE AND MILESTONES	20
3.4 CONCLUSION	22
ANALYSIS	23
4.1 INTRODUCTION	23
4.2 ANALYSIS OF CURRENT SYSTEM	25

4.3 ANALYSIS TO BE SYSTEM	27
4.4 CONCLUSION	39
DESIGN	40
5.1 INTRODUCTION	40
5.2 PRELIMINARY/HIGH-LEVEL DESIGN	41
5.3 DETAILED DESIGN	62
IMPLEMENTATION	70
6.1 INTRODUCTION	70
6.2 SOFTWARE DEVELOPMENT ENVIRONMENT SETUP	71
6.3 IMPLEMENTATION STATUS	72
6.4 IMPLEMENTATION STATUS	77
6.5 CONCLUSION	79
TESTING	80
7.1 INTRODUCTION	80
7.2 TEST PLAN	80
7.3 TEST STRATEGY	83
7.4 TEST DESIGN	85
7.5 TEST CASE RESULT (FOR EACH TEST CASE INDIVIDUALLY)	89
PROJECT CONCLUSION	90
8.1 INTRODUCTION	90
8.2 OBSERVATION ON WEAKNESSES AND STRENGTHS TEST PLAN	90
8.3 PROPOSITIONS FOR IMPROVEMENT	91
8.4 CONCLUSION	92
REFERENCES	93
ATTACHMENTS	94

LIST OF TABLES

TABLE NUMBER	TITLE	PAGE
1.1	Range Marks	1
3.1	SDLC Description	18
3.2	Project Planning Description	20
5.1	Example of the data that has been taken test every month	41
5.2	Example of the data that has been taken for final examination	42
5.3	Login Interface Description	47
5.4	Administrator Interface Description	48
5.5	Teacher's Interface Description	49
5.6	Main Teachers Interface Description	51
5.7	Student Registration Interface	55
5.8	Entities Description	61
5.9	The description of the flow of flowchart	64
5.10	The description of the flow of flowchart	66
5.11	Data Dictionary for tblmak_mata_pelajaran	66
5.12	Data Dictionary for tblmak_guru	67
5.13	Data Dictionary for tblmak_kelas	67
5.14	Data Dictionary for tblmak_pelajar	67
5.15	Data Dictionary for tblaporan_ujian	68
5.16	Data Dictionary for tblmak_ujian	68
6.1	Implementation Status	77
7.1	Test Schedule	82
7.2	Functional Testing	83

7.3	Technique Non-Functional Testing	84
7.4	Technique Test Data	86
7.5	Test Case Result	87

LIST OF FIGURES

FIGURE NUMBER	TITLE	PAGE
2.1	Three-Tier Architecture for Web Database for Student Practical Marks	9
2.2	Example of 'Web Database for Student Practical'	12
2.3	Example of 'Interactive Web Tutor' Interface	13
3.1	SDLC Model	17
4.1	Organization Chart of SKJ	24
4.2	Diagram 0 for Student Assessment System	27
4.3	Diagram 1 for Process Add Student Marks	28
4.4	Diagram 1 for process Manage System	29
4.5	Diagram 2 for Process Delete User Function	30
4.6	Diagram 1 for Process Delete Marks Function	31
4.7	Diagram 1 for Process Register Function	32
5.1	Three-tier architecture	43
5.2	Three-tier Architecture for SAS	43
5.3	Hierarchy of SAS	44
5.4	Class Teacher Function	44
5.5	Subject Teacher Function	44
5.6	Headmaster Function	45
5.7	Administration Function	45
5.8	SAS flow from index.asp in SAS	46
5.9	Main interface for SAS	46
5.10	SAS flow from login_admin.asp	47
5.11	Administrator Login interface.	48
5.12	SAS flow from login_guru.asp	49

5.13	Teacher's Login interface	49
5.14	SAS flow from login_guru.asp	50
5.15	Main page for teachers used	50
5.16	View subject information	51
5.17	View student information	52
5.18	Choosing class for insert marks	53
5.19	Flow for utama_admin.asp after registration	53
5.20	Main interface for administrator	54
5.21	View Teacher Information	54
5.22	Add Information Interface	55
5.23	Searching Student Information	56
5.24	Updating Student Information	56
5.25	Searching Student Information for deleting data	57
5.26	Deleting Student Information	57
5.27	Deleting Student Confirmation	58
5.28	Navigation flow for daf_guru.asp	58
5.29	Registration interface	59
5.30	View Subject information	60
5.31	Delete information success	60
5.32	ERD for Student Assessment System	62
5.33	Login Process Flowchart	63
5.34	View Reports Process Flowchart	65
6.1	Software Development Environment for SAS.	72
6.2	Create Virtual Directory	73
6.3	Setup Completed	74

LIST OF ACRONYMS

[A] AUT	Application Under Test
[C] CPU	Central Processing Unit
[D] DFD	Data Flow Diagram
[E] EP ERD	Equivalence Partitioning Entity Relationship Diagram
[I] ID	Identity
[K] KUTKM	Kolej Universiti Teknikal Kebangsaan Malaysia
[L] LAN	Local Area Network
[P] PSM	Project Sarjana Muda
[S] SAS SKJ	Student Assessment System Sekolah Kebangsaan Jelutong

LIST OF ATTACHMENTS

ATTACHMENTS	TITLE	PAGE
A	Gantt Chart	94
B	Setup the ASP with IIS	99
C	User Guide	101
D	List of View Table	110

CHAPTER I

INTRODUCTION

1.1 Introduction

For 'Projek Sarjana Muda', Student Assessment System (SAS) will be developed. This system is developed only for primary school. The school that has been chosen is Sekolah Kebangsaan Jelutong, Parit Jelutong, Parit Raja, Batu Pahat, Johor (SKJ). The SAS is a web-based system.

The purpose of developing this system is to assist the teachers on assessing their student marks on monthly test or final exam. With the existing of this system, the teachers can see the way of their teaching in class is impressive or not. SAS is able to generate graph from the marks that has been filled by the teachers. The graph is generated by following the range that areas shown in table 1.1.

Table 1.1:Range Marks

RANGE MARKS	GRADE
100 - 80	A
79 - 70	B
69 - 60	C
59 - 50	D
49 - 0	E

The subject teachers also can see the comparison among the class they taught through the graph that has been generated. Other than that, this system also can produce the report of the marks that is needed. Usually, the report is needed by the headmaster of the school to see the successful of the students. For the final examination, the teachers also can see the percentage that is receiving by the students. Through his report the position for the students is more easy to identify. Student mark's percentage is automatically generate after all the teachers key in the marks.

Every class has different subject, this system has six classes at the school. The classes is from primary 1 until primary 6. Through all of these class, the teachers is needed to key in the data about the subjects the students take. For the class teacher, they have information about the students and the subjects they are learning for that year. The class teacher can get and see the marks from the subject teachers through the marks that they has been filled up. But for subject teachers they only can see the marks for the subject they are teaching. The class teacher and subject teacher has a different access to this system. The differs is to ensure that the security of the data is protecting.

Student Assessment System (SAS) had been planned to be develop because this system has been hoping will assist teachers at Sek Keb Jelutong on their monthly and yearly assessment on students. Before developing this system, an interview techniques has been done to some of the teachers at the school. The teachers had been asking about the task that they have did before passed up the student marks to the class teacher. This techniques has been done to gathered some information that is necessary to the project. The benefit of doing this technique, its help to understand the scenario of the problem easily. Otherwise, the information that had been gathered can be used on developing the system.

1.2 Problem Statement

From the research that has been done. Some problems are determined from the previous method that has been used on assessing Sek Keb Jelutong students. Before this, the teachers in this school are using Microsoft Excel to generate their graph based on their students' marks. It takes a couple of times to do this job because they have to do many tasks. The tasks that have been determined are first the teacher must find the marks for their students from the subject teacher. Then, the teacher has to key-in the marks into the Microsoft Excel file. Finally after getting all the marks the teachers can generate the graph. By doing this task they have some possibility of the teacher to lose the data about the student if they are using a filing system.

It's also possible to reduce the time for the teachers at this school if they are using this system. This is because, only the subject teacher has to key-in the marks of their student and the class teacher can get the information without typing it again the same data. For the graph generating and the report that is needed by the headmaster, the headmaster can easily find it in the system. It's also one of the methods that reduce time. This is because, before this in this school the teachers had to meet the headmaster or the headmaster had to remind the teachers about this report. Usually they have one duration of time that is given by the headmaster to see and check the graph and report about their students' assessment.

Other than that, before this, this school doesn't have a specific system to assess their students' marks for monthly tests and final examinations. The teachers usually have some files to keep their student marks records for yearly. This is because in primary school the students are assessed by taking 60% from the monthly test and 40% from the final examination. The possibility of this school to lose their data is high. This is because there is not only one file about the students' marks but many. Most of the teachers

in this school teach many class and subject. It's possible to the teachers to keep the mark in the mistaken files.

From the research that has been done also, this school is only using 'Sistem Pendaftaran Pelajar' that is supplied by the District Education Office. That is mean, the teachers in this school has been exposed to the using of the computerized system.

1.3 Project Objectives

The objectives of this Student Assessment System (SAS) is:-

- It is to ensure that its can assist the teachers on their daily works that is usually busy.
- Other than that, it is also to decrease or avoid the loosing of the monthly test and final examination marks. This is because, usually the teachers at this school send the marks using the form marks. The possibility of lost of data high.
- It is also anticipated can save the time of teachers, because before this certain teachers have to wait the marks from other teachers. So, with the existing of this system teachers can send and view the marks through the net.
- With the existence of this system also, the method of sharing data can be done easily. It is because before this the marks are kept in the teachers file.
- It is also anticipate can be a better data access replacing traditional method that is used the Microsoft Excel.

1.4 Project Scope

The system that has been developed is only for Sek Keb Jelutong. SAS will be used by teachers at that school. For the time being, the school does not have the computerized system for student assessment. In this system, have several of modul that will be develop. The modules are:-

1. Teacher Registering Modul.
2. Subject Registering Modul.
3. Student Modul.
4. Login Modul.
5. Class Modul.
6. Subject Modul.
7. Generate Modul.

In this system, the users of this system are class teacher, subject teacher, headmaster and administrator.

For this system, the target of the user is the teachers at Sek Keb Jelutong. This system is developed to assisst them on their works. It is about 30 teachers will used this system including the headmaster. For developing this system it will takes about six6 nonths to develop it. It will be developed followed the planning that has been planned. The teachers at this school needs the application that is user friendly and they can access t out of school area, this mean this system will be developed by using the web-based nethod.

1.4 Project Scope

The system that has been developed is only for Sek Keb Jelutong. SAS will be used by teachers at that school. For the time being, the school does not have the computerized system for student assessment. In this system, have several of modul that will be develop. The modules are:-

1. Teacher Registering Modul.
2. Subject Registering Modul.
3. Student Modul.
4. Login Modul.
5. Class Modul.
6. Subject Modul.
7. Generate Modul.

In this system, the users of this system are class teacher, subject teacher, headmaster and administrator.

For this system, the target of the user is the teachers at Sek Keb Jelutong. This system is developed to assisst them on their works. It is about 30 teachers will used this system including the headmaster. For developing this system it will takes about six6 months to develop it. It will be developed followed the planning that has been planned. The teachers at this school needs the application that is user friendly and they can access it out of school area, this mean this system will be developed by using the web-based method.

1.5 Contribution

The significance of this project is, it can help the teachers at Sek Keb Jelutong. With the existing of this project it can reduce the using of the paper. It is because before this all the marks followed by the subject is given to the class teacher using the paper. Other than that, it also can help the teachers at this school to manage their time more easily. It is because if they want to see the record for the previous test, they easily can find it in the system. With the using of this method it can help the teachers to reduce the using of the time in searching the record with finding it in the file.

It is also one of the solution of this school to assist the teachers on their possibility of loosing data. This system can assure that the data is secure and it can prevent the data from taken by the unnecessary people. It is because this system has the security what is the user needs the username and password to access this system. With developing this system, it's anticipate that it is producing the system that can be used in Sek Keb Jelutong (SKJ).

1.6 Expected Output

In this project, the expected output that will become is, this system can assist eachers at Sek Keb Jelutong on their assessment on student. Other than that, it also expected system that can generate graph and report that can help teachers at SKJ on their routine works. If this system will definitely complete as it plan, it will help all the eachers at SKJ.

1.7 Conclusion

From the research that has been done, in this chapter it introduce about the needs of the system that will be developed. To develop the system the problem of the previous system has to be well understand. After that, the objectives of this project can be listed. The importance part is the problem statement, to develop this system the problem has to be informed clearly to find the weakness of the current system. Than, the scope of this project can be listed. The purpose of this scope is to explain the scope of the project such the number of the user, what the system can do and other.

CHAPTER II

LITERATURE REVIEW

2.1 Introduction

The literature review is the part where it involves the investigation of various area that is similarly with the system that will be developed. It is to assist the developer to fully understand on develop the working product. The literature review covers the existing product that had been studied, the technologies that had been used in that system, and the methodology.

2.2 Fact Finding

According to the internet dictionary assessment means,

“The processes used to collect information about student progress toward educational goals. The particular form of an assessment depends on what is being assessed and on uses to which results of the assessment will be applied. Assessments can range from small-scale assessments that teachers use in the classroom to obtain day-to-day information about student progress: through medium-scale assessments that school districts use to evaluate the effectiveness of schools or educational programs: all the way to large-scale assessments that state or national bodies use to